



# 2019

School Quality Report



4501 Kansas Avenue NW  
(202) 667-4446  
www.elhaynes.org

## Note from the School

E.L. Haynes PCS works to ensure every student of every race, family income, and home language reaches high levels of academic achievement. As DC's first year-round school, we provide a college preparatory curriculum along with music, dance, art, and fitness courses. Every student uses mathematical and scientific skills to solve problems and develops the skills needed to be an active community member and a responsible citizen.

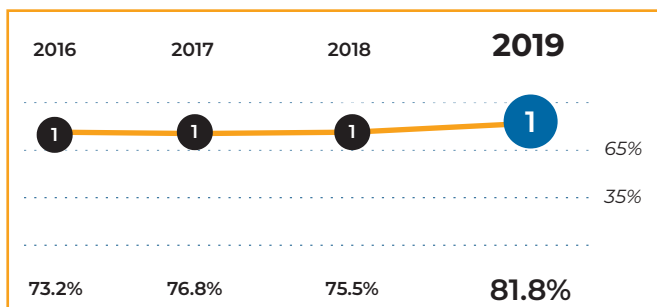
# E.L. Haynes PCS - Elementary School



## Tier Explanations

- 1 High Performing**  
(65.0% - 100%)
- 2 Mid Performing**  
(35.0% - 64.9%)
- 3 Low Performing**  
(0.0% - 34.9%)

## Tiers and Scores



## School Profile (2019–20)

### Board Chair

Abigail Smith

### Chief Executive Officer

Hilary Darilek

### Principal

Brittany Wagner-Friel

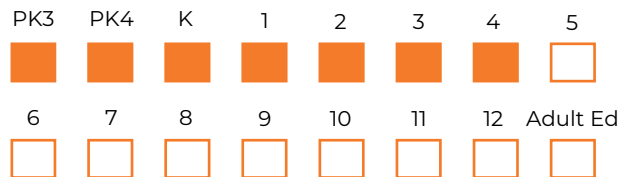
### First School Year

2004-2005

### Grades Served

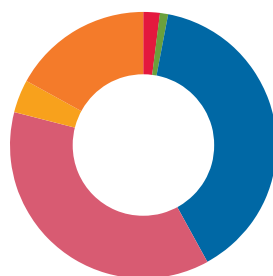


Part of a PK-12 network.



## Student Demographics (2018–19)

**Total Enrollment**  
350



American Indian/Alaskan	1.4%
Asian	0.3%
Black/African American	39.1%
Hawaiian/Pacific Islander	0.0%
Hispanic/Latino, any race	37.4%
Two or More Races	4.3%
White	17.4%

**English Learner**  
39.7%

**Special Education**  
17.4%

**At-Risk**  
33.1%

# E.L. Haynes PCS - Elementary School

## 2019 School Quality Report

2018–19 Grades Measured: PK3 - 4

KEY



Points  
Earned

Points  
Possible

### Student Progress (35 points): Academic Improvement Over Time

Growth on the state assessment in  
English Language Arts



17.5

17.5

Growth on the state assessment in  
mathematics



12.0

17.5

### Student Achievement (25 points): Approaching, Meeting, or Exceeding College and Career Ready Standards

PARCC: English Language Arts

Approaching College and Career Ready  
and Above



4.8

7.5

College and Career Ready



3.4

5.0

PARCC: Mathematics

Approaching College and Career Ready  
and Above



5.1

7.5

College and Career Ready



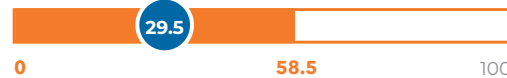
3.3

5.0

### Gateway (5 points): Outcomes in Key Subjects that Predict Future Educational Success (returning students)

3rd Grade English Language Arts

College and Career Ready



2.5

5.0

8th Grade Mathematics

College and Career Ready



### School Environment (30 points): Predictors of Future Student Progress and Achievement

Attendance

In-seat attendance



8.4

9.0

Re-enrollment

Percent of eligible students who re-enrolled



9.0

9.0

Teacher Interaction Observations:  
Classroom Assessment Scoring  
System (CLASS)

Emotional Support



4.0

4.0

Classroom Organization



4.0

4.0

Instructional Support



3.7

4.0

**TOTAL SCORE 81.8**

**TIER 1**

**77.7 out of 95.0**

# E.L. Haynes PCS - Elementary School

## 2019 School Quality Report

2018–19 Grades Measured: PK3 - 4



Points  
Earned

Points  
Possible

### Additional Measures: Early Childhood Student Outcomes on School-Selected Assessments

#### PK Pre-Literacy: Every Child Ready (ECR)

Percent of students who met or exceeded the publisher's expectations for growth or achievement at the end of the year



#### PK Math: Every Child Ready (ECR)

Percent of students who met or exceeded the publisher's expectations for growth or achievement at the end of the year



#### K-2 Literacy: i-Ready

Median percentile of student growth compared to national student performance



#### K-2 Math: i-Ready

Median percentile of student growth compared to national student performance

