



3600 Georgia Avenue NW  
(202) 667-4446  
www.elhaynes.org

### Note from the School

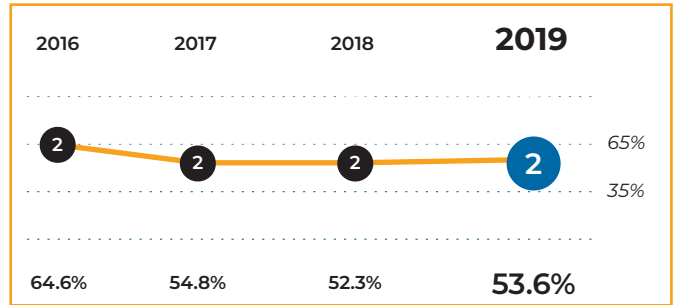
E.L. Haynes PCS works to ensure every student of every race, family income, and home language reaches high levels of academic achievement. As DC's first year-round school, we provide a college preparatory curriculum along with music, dance, art, and fitness courses. Every student uses mathematical and scientific skills to solve problems and develops the skills needed to be an active community member and a responsible citizen.

# E.L. Haynes PCS - Middle School

## Tier Explanations

- 1 High Performing**  
(65.0% - 100%)
- 2 Mid Performing**  
(35.0% - 64.9%)
- 3 Low Performing**  
(0.0% - 34.9%)

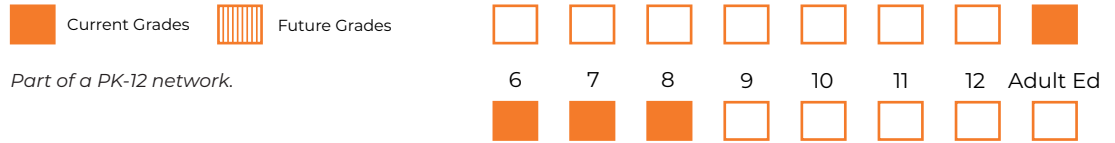
## Tiers and Scores



## School Profile (2019–20)

<b>Board Chair</b> Abigail Smith	<b>Chief Executive Officer</b> Hilary Darilek	<b>Principal</b> Zenada Mahon	<b>First School Year</b> 2007-2008
-------------------------------------	--	----------------------------------	---------------------------------------

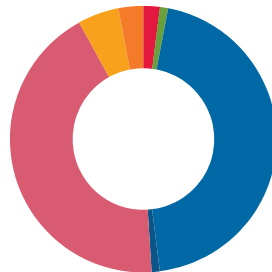
### Grades Served



Part of a PK-12 network.

## Student Demographics (2018–19)

**Total Enrollment**  
349



<span style="display: inline-block; width: 15px; height: 15px; background-color: red;"></span> American Indian/Alaskan	1.4%
<span style="display: inline-block; width: 15px; height: 15px; background-color: green;"></span> Asian	0.3%
<span style="display: inline-block; width: 15px; height: 15px; background-color: blue;"></span> Black/African American	45.0%
<span style="display: inline-block; width: 15px; height: 15px; background-color: darkblue;"></span> Hawaiian/Pacific Islander	0.3%
<span style="display: inline-block; width: 15px; height: 15px; background-color: pink;"></span> Hispanic/Latino, any race	44.1%
<span style="display: inline-block; width: 15px; height: 15px; background-color: orange;"></span> Two or More Races	5.4%
<span style="display: inline-block; width: 15px; height: 15px; background-color: lightorange;"></span> White	3.4%

**English Learner**  
20.1%

**Special Education**  
22.9%

**At-Risk**  
38.4%

# E.L. Haynes PCS - Middle School

2019 School Quality Report

2018–19 Grades Measured: 5 - 8



Points Earned Points Possible

## Student Progress (40 points): Academic Improvement Over Time

Growth on the state assessment in English Language Arts



8.9 20.0

Growth on the state assessment in mathematics



6.7 20.0

## Student Achievement (30 points): Approaching, Meeting, or Exceeding College and Career Ready Standards

PARCC: English Language Arts

Approaching College and Career Ready and Above



5.3 9.0

College and Career Ready



3.3 6.0

PARCC: Mathematics

Approaching College and Career Ready and Above



4.6 9.0

College and Career Ready

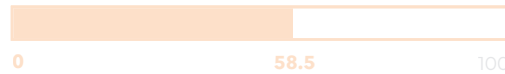


2.3 6.0

## Gateway (5 points): Outcomes in Key Subjects that Predict Future Educational Success (returning students)

3rd Grade English Language Arts

College and Career Ready



8th Grade Mathematics

College and Career Ready



1.6 5.0

## School Environment (20 points): Predictors of Future Student Progress and Achievement

Attendance

In-seat attendance



9.0 10.0

Re-enrollment

Percent of eligible students who re-enrolled



9.2 10.0

**TOTAL SCORE 53.6**

**TIER 2**

**50.9 out of 95.0**