




3400 Wheeler Road SE
(202) 544-2646
www.eagleacademypcs.org

Note from the School

Eagle Academy PCS' mission is to build the foundation for a promising future for all students. We practice the Community Schools model, offering wraparound services and interventions for students and families. Our curriculum includes science, technology, engineering, arts, mathematics, music, and physical education courses. Our one-to-one technology integration and blended learning initiatives develop students' 21st-century skills.

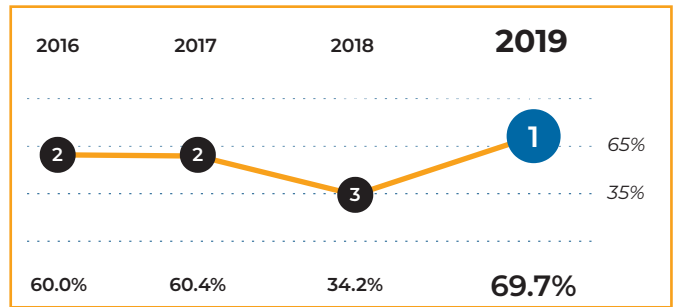
Eagle Academy PCS - Congress Heights



Tier Explanations

- 1 High Performing**
(65.0% - 100%)
- 2 Mid Performing**
(35.0% - 64.9%)
- 3 Low Performing**
(0.0% - 34.9%)

Tiers and Scores



School Profile (2019–20)

Board Chair
Ronald Hasty

Chief Executive Officer & Chief Financial Officer
Joe Smith, Ph.D.

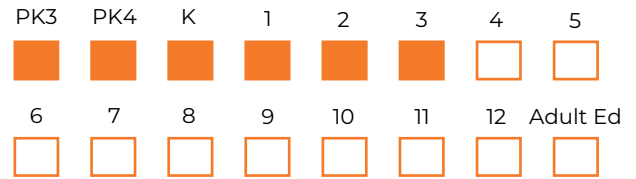
Principal
Clifford Owens

First School Year
2003-2004

Grades Served

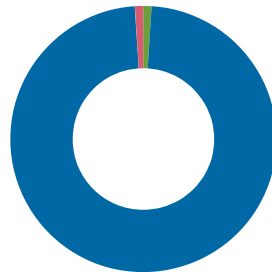
Current Grades
 Future Grades

Part of a PK-3 network.



Student Demographics (2018–19)

Total Enrollment
682



- American Indian/Alaskan 0.0%
- Asian 0.1%
- Black/African American 99.4%
- Hawaiian/Pacific Islander 0.0%
- Hispanic/Latino, any race 0.4%
- Two or More Races 0.0%
- White 0.0%

English Learner
0.0%

Special Education
18.8%

At-Risk
68.5%

Eagle Academy PCS - Congress Heights

2019 School Quality Report

2018–19 Grades Measured: PK3 - 3



Points Earned
Points Possible

Student Progress (45 points): Academic Improvement Over Time

Growth on the school's NWEA MAP assessment in reading



20.3 / 22.5

Growth on the school's NWEA MAP assessment in mathematics



22.5 / 22.5

Student Achievement (20 points): Approaching, Meeting, or Exceeding College and Career Ready Standards

PARCC: English Language Arts
Approaching College and Career Ready and Above



2.6 / 6.0

College and Career Ready



1.8 / 4.0

PARCC: Mathematics
Approaching College and Career Ready and Above



3.2 / 6.0

College and Career Ready



1.3 / 4.0


Gateway (5 points): Outcomes in Key Subjects that Predict Returning Students' Future Educational Success

3rd Grade English Language Arts
College and Career Ready




2.4 / 5.0

8th Grade Mathematics
College and Career Ready



School Environment (30 points): Predictors of Future Student Progress and Achievement

Attendance
In-seat attendance



4.6 / 9.0

Re-enrollment
Percent of eligible students who re-enrolled



1.8 / 9.0

Teacher Interaction Observations:
Classroom Assessment Scoring System (CLASS)
Emotional Support



4.0 / 4.0

Classroom Organization



2.9 / 4.0

Instructional Support



2.3 / 4.0

TOTAL SCORE 69.7

TIER 1

69.7 out of 100

Eagle Academy PCS - Congress Heights

2019 School Quality Report

2018–19 Grades Measured: PK3 - 3



Points Earned Points Possible

Additional Measures: Early Childhood Student Outcomes on School-Selected Assessments

PK Pre-Literacy: Teaching Strategies GOLD

Percent of students who met or exceeded the publisher's expectations for growth by the end of the year



PK Math: Teaching Strategies GOLD

Percent of students who met or exceeded the publisher's expectations for growth by the end of the year



PK Social Emotional Learning: Teaching Strategies GOLD

Percent of students who met or exceeded the publisher's expectations for growth by the end of the year

