



**2019**

School Quality Report



WARD

**6**


2345 R Street SE  
Washington, DC 20020  
(202) 459-6825  
www.eagleacademypcs.org

**Note from the School**

Eagle Academy PCS' mission is to build the foundation for a promising future for all students. We practice the Community Schools model, offering wraparound services and interventions for students and families. Our curriculum includes science, technology, engineering, arts, mathematics, music, and physical education courses. Our one-to-one technology integration and blended learning initiatives develop students' 21st-century skills.

# Eagle Academy PCS - Fairlawn

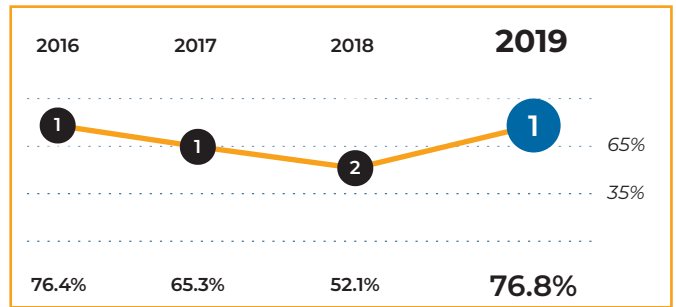
(Formerly known as Eagle Academy PCS - Capitol Riverfront)



## Tier Explanations

- 1 High Performing**  
(65.0% - 100%)
- 2 Mid Performing**  
(35.0% - 64.9%)
- 3 Low Performing**  
(0.0% - 34.9%)

## Tiers and Scores



## School Profile (2019–20)

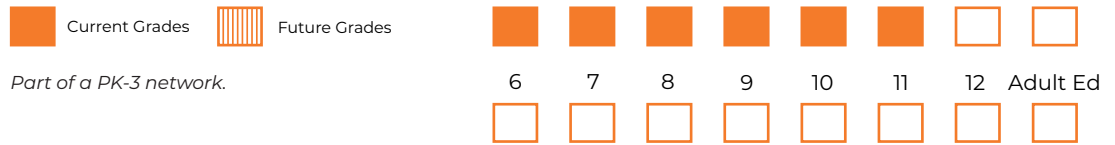
**Board Chair**  
Ronald Hasty

**Chief Executive Officer & Chief Financial Officer**  
Joe Smith, Ph.D.

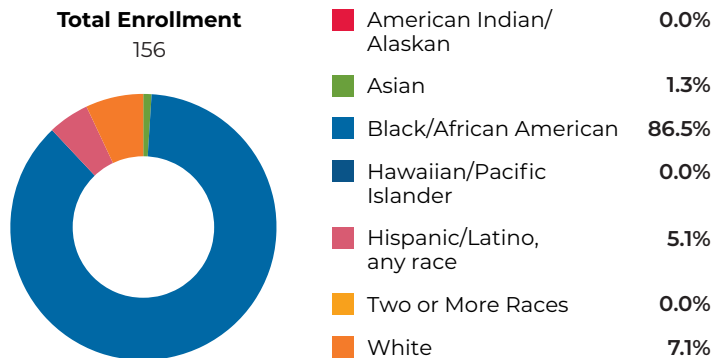
**Principal**  
Sabrina OGilvie

**First School Year**  
2012-2013

**Grades Served**



## Student Demographics (2018–19)



**English Learner**  
0.6%

**Special Education**  
20.5%

**At-Risk**  
57.1%

# Eagle Academy PCS - Fairlawn (Formerly known as Eagle Academy PCS - Capitol Riverfront)

## 2019 School Quality Report

2018–19 Grades Measured: PK3 - 3



Points Earned Points Possible

### Student Progress (45 points): Academic Improvement Over Time

Growth on the school's NWEA MAP assessment in reading		22.5	22.5
Growth on the school's NWEA MAP assessment in mathematics		22.5	22.5

### Student Achievement (20 points): Approaching, Meeting, or Exceeding College and Career Ready Standards

PARCC: English Language Arts Approaching College and Career Ready and Above		3.0	6.0
College and Career Ready		1.7	4.0
PARCC: Mathematics Approaching College and Career Ready and Above		4.0	6.0
College and Career Ready		2.6	4.0

### Gateway (5 points): Outcomes in Key Subjects that Predict Returning Students' Future Educational Success

3rd Grade English Language Arts College and Career Ready		2.6	5.0
8th Grade Mathematics College and Career Ready			

### School Environment (30 points): Predictors of Future Student Progress and Achievement

Attendance In-seat attendance		5.9	9.0
Re-enrollment Percent of eligible students who re-enrolled		0.9	9.0
Teacher Interaction Observations: Classroom Assessment Scoring System (CLASS) Emotional Support		4.0	4.0
Classroom Organization		4.0	4.0
Instructional Support		3.1	4.0

**TOTAL SCORE 76.8**

**TIER 1**

**76.8** out of **100**

2018–19 Grades Measured: PK3 - 3



**Points Earned**                      **Points Possible**

### Additional Measures: Early Childhood Student Outcomes on School-Selected Assessments

#### PK Pre-Literacy: Teaching Strategies GOLD

Percent of students who met or exceeded the publisher's expectations for growth by the end of the year



#### PK Math: Teaching Strategies GOLD

Percent of students who met or exceeded the publisher's expectations for growth by the end of the year



#### PK Social Emotional Learning: Teaching Strategies GOLD

Percent of students who met or exceeded the publisher's expectations for growth by the end of the year

