



885 Barnaby Street SE
Washington, DC 20032
(202) 373-0035
www.ecapcs.org

Note from the School

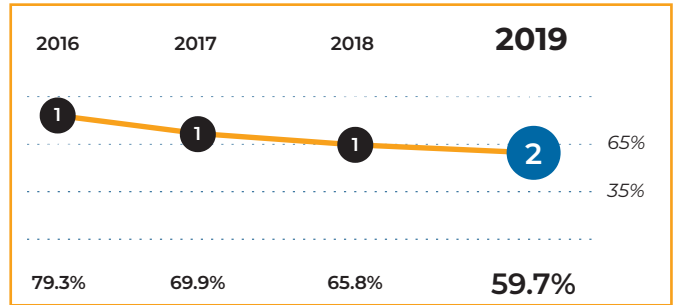
All Early Childhood Academy students receive instruction in English language arts, math, science, social studies, general music, and physical education. Instrumental music, including instruction on violin, viola, cello, drums, xylophone, and piano, is also offered. Our students use technological devices (tablets, iPads, and Chromebooks) to enhance instruction. Field trips are an integral component of the school program, connecting classroom learning with real-world experiences.

Early Childhood Academy PCS

Tier Explanations

- 1 High Performing**
(65.0% - 100%)
- 2 Mid Performing**
(35.0% - 64.9%)
- 3 Low Performing**
(0.0% - 34.9%)

Tiers and Scores



School Profile (2019–20)


Board Chair
Dennis Sawyers

Executive Director
Wendy Edwards

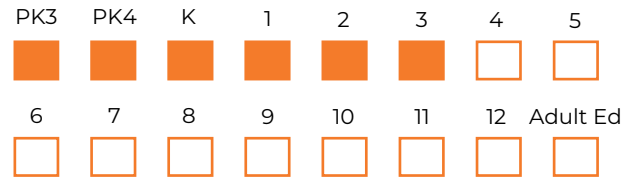
Principal
Thann Ingraham

First School Year
2005-2006

Grades Served

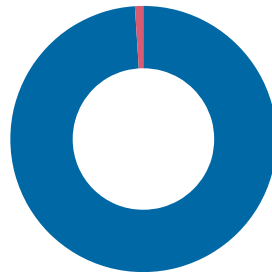
 Current Grades

 Future Grades



Student Demographics (2018–19)

Total Enrollment
254



American Indian/Alaskan	0.0%
Asian	0.0%
Black/African American	98.8%
Hawaiian/Pacific Islander	0.0%
Hispanic/Latino, any race	1.2%
Two or More Races	0.0%
White	0.0%

English Learner
0.0%

Special Education
20.9%

At-Risk
74.4%

Early Childhood Academy PCS

2019 School Quality Report

2018–19 Grades Measured: PK3 - 3



Points Earned Points Possible

Student Progress (45 points): Academic Improvement Over Time

Growth on the school's NWEA MAP assessment in reading



8.7 22.5

Growth on the school's NWEA MAP assessment in mathematics



22.5 22.5

Student Achievement (20 points): Approaching, Meeting, or Exceeding College and Career Ready Standards

PARCC: English Language Arts
Approaching College and Career Ready and Above



2.1 6.0

College and Career Ready



1.6 4.0

PARCC: Mathematics
Approaching College and Career Ready and Above



1.7 6.0

College and Career Ready



1.1 4.0

Gateway (5 points): Outcomes in Key Subjects that Predict Returning Students' Future Educational Success

3rd Grade English Language Arts
College and Career Ready



1.6 5.0

8th Grade Mathematics
College and Career Ready



1.6 5.0

School Environment (30 points): Predictors of Future Student Progress and Achievement

Attendance
In-seat attendance



7.2 9.0

Re-enrollment
Percent of eligible students who re-enrolled




4.1 9.0

Teacher Interaction Observations:
Classroom Assessment Scoring System (CLASS)
Emotional Support



4.0 4.0

Classroom Organization



2.8 4.0

Instructional Support



2.3 4.0

TOTAL SCORE 59.7

TIER 2

59.7 out of 100

Early Childhood Academy PCS

2019 School Quality Report

2018–19 Grades Measured: PK3 - 3



Points Earned Points Possible

Additional Measures: Early Childhood Student Outcomes on School-Selected Assessments

PK Pre-Literacy: Every Child Ready (ECR)

Percent of students who met or exceeded the publisher's expectations for growth by the end of the year



PK Math: Every Child Ready (ECR)

Percent of students who met or exceeded the publisher's expectations for growth by the end of the year



PK Social Emotional Learning: Positive Behavior Rating Scale (PBRs)

Percent of students who met or exceeded the publisher's expectations for growth by the end of the year

