

725 19th Street NE
(202) 572-1070
www.friendshipschools.org

Note from the School

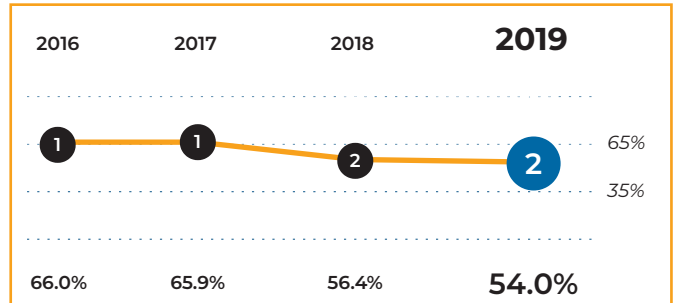
Blow Pierce Middle offers high school-level algebra, lab sciences, foreign language, art, and dance. Students learn through real-world experiences in a range of college and career exposure activities. Activities include a robotics program, Junior Achievement, and choir.

Friendship PCS - Blow Pierce Middle

Tier Explanations

- 1 High Performing**
(65.0% - 100%)
- 2 Mid Performing**
(35.0% - 64.9%)
- 3 Low Performing**
(0.0% - 34.9%)

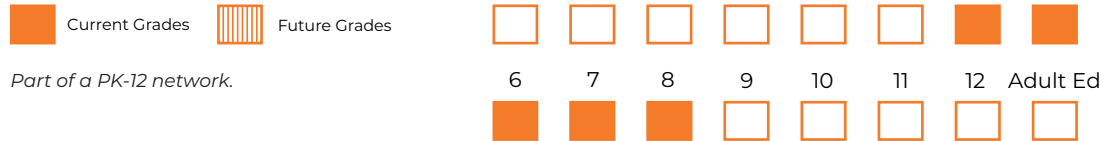
Tiers and Scores



School Profile (2019–20)

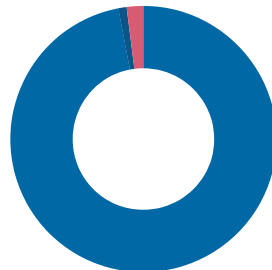
Board Chair Donald L. Hense	Chief Executive Officer Patricia Brantley	Principal Gregory Spears	First School Year 2013-2014
---------------------------------------	---	------------------------------------	---------------------------------------

Grades Served



Student Demographics (2018–19)

Total Enrollment
249



 American Indian/Alaskan	0.0%
 Asian	0.0%
 Black/African American	97.2%
 Hawaiian/Pacific Islander	0.4%
 Hispanic/Latino, any race	2.4%
 Two or More Races	0.0%
 White	0.0%

English Learner
2.0%

Special Education
23.3%

At-Risk
73.1%

Friendship PCS - Blow Pierce Middle

2019 School Quality Report

2018–19 Grades Measured: 4 - 8



Points Earned Points Possible

Student Progress (40 points): Academic Improvement Over Time

Growth on the state assessment in English Language Arts



8.0 20.0

Growth on the state assessment in mathematics



10.9 20.0

Student Achievement (30 points): Approaching, Meeting, or Exceeding College and Career Ready Standards

PARCC: English Language Arts

Approaching College and Career Ready and Above



4.4 9.0

College and Career Ready



2.5 6.0

PARCC: Mathematics

Approaching College and Career Ready and Above



4.7 9.0

College and Career Ready

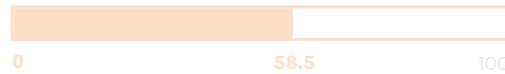


2.1 6.0

Gateway (5 points): Outcomes in Key Subjects that Predict Future Educational Success (returning students)

3rd Grade English Language Arts

College and Career Ready



0 0

8th Grade Mathematics

College and Career Ready



3.1 5.0

School Environment (20 points): Predictors of Future Student Progress and Achievement

Attendance

In-seat attendance



8.3 10.0

Re-enrollment

Percent of eligible students who re-enrolled



7.3 10.0

TOTAL SCORE 54.0

TIER 2

51.3 out of 95.0