



1345 Potomac Avenue SE
(202) 547-5800
www.friendshipschools.org

Note from the School

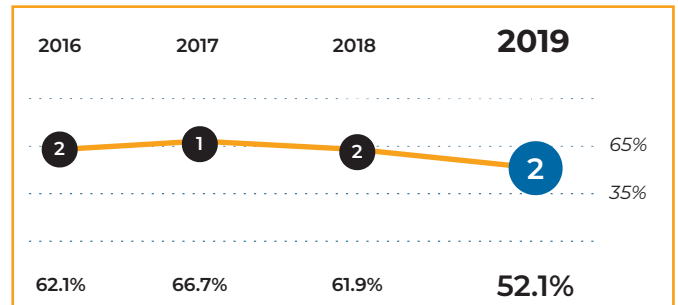
Chamberlain Middle's curriculum focuses on preparing students for success in high school and college. Chamberlain Middle offers high school-level algebra, lab sciences, and foreign language as well as art and dance. Extracurricular and co-curricular activities include robotics, Junior Achievement, basketball, volleyball, cross country, marching band, and drum corps.

Friendship PCS - Chamberlain Middle

Tier Explanations

- 1 High Performing**
(65.0% - 100%)
- 2 Mid Performing**
(35.0% - 64.9%)
- 3 Low Performing**
(0.0% - 34.9%)

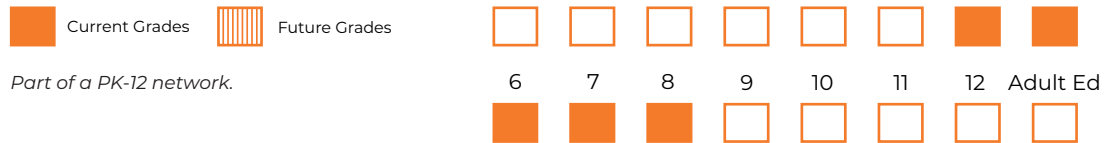
Tiers and Scores



School Profile (2019–20)

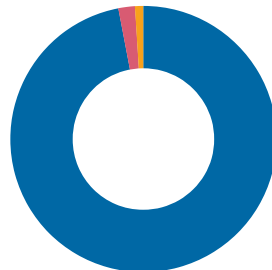
Board Chair Donald L. Hense	Chief Executive Officer Patricia Brantley	Principal Morrise Harbour	First School Year 2013-2014
---------------------------------------	---	-------------------------------------	---------------------------------------

Grades Served



Student Demographics (2018–19)

Total Enrollment
314



 American Indian/Alaskan	0.0%
 Asian	0.0%
 Black/African American	98.7%
 Hawaiian/Pacific Islander	0.0%
 Hispanic/Latino, any race	1.0%
 Two or More Races	0.3%
 White	0.0%

English Learner
0.0%

Special Education
22.3%

At-Risk
52.2%

Friendship PCS - Chamberlain Middle

2019 School Quality Report

2018–19 Grades Measured: 4 - 8



Points Earned Points Possible

Student Progress (40 points): Academic Improvement Over Time

Growth on the state assessment in English Language Arts



6.5 20.0

Growth on the state assessment in mathematics



8.6 20.0

Student Achievement (30 points): Approaching, Meeting, or Exceeding College and Career Ready Standards

PARCC: English Language Arts

Approaching College and Career Ready and Above



4.7 9.0

College and Career Ready



2.6 6.0

PARCC: Mathematics

Approaching College and Career Ready and Above



5.5 9.0

College and Career Ready

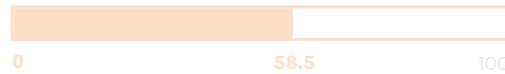


2.6 6.0

Gateway (5 points): Outcomes in Key Subjects that Predict Future Educational Success (returning students)

3rd Grade English Language Arts

College and Career Ready



8th Grade Mathematics

College and Career Ready



1.4 5.0

School Environment (20 points): Predictors of Future Student Progress and Achievement

Attendance

In-seat attendance



8.2 10.0

Re-enrollment

Percent of eligible students who re-enrolled



9.4 10.0

TOTAL SCORE 52.1

TIER 2

49.5 out of 95.0