



1351 Nicholson Street NW
(202) 281-1700
www.friendshipschools.org

Note from the School

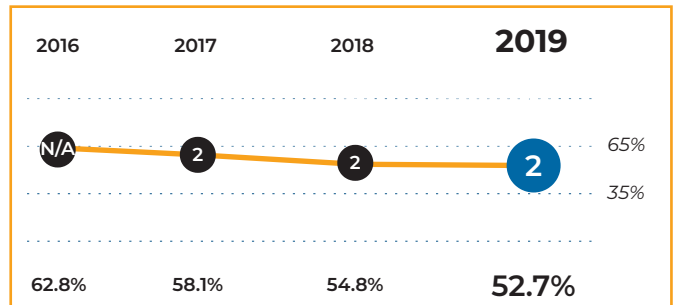
Friendship Online, managed by K12, is the only virtual learning K-8 public charter school in DC. The virtual learning platform allows students to learn rigorous standards-based academic content at their own pace. Online students meet face-to-face with teachers as needed for enrichment and support and have access to all the rich resources and extracurricular activities offered at our physical campuses.

Friendship PCS - Online Academy

Tier Explanations

- 1 High Performing**
(65.0% - 100%)
- 2 Mid Performing**
(35.0% - 64.9%)
- 3 Low Performing**
(0.0% - 34.9%)

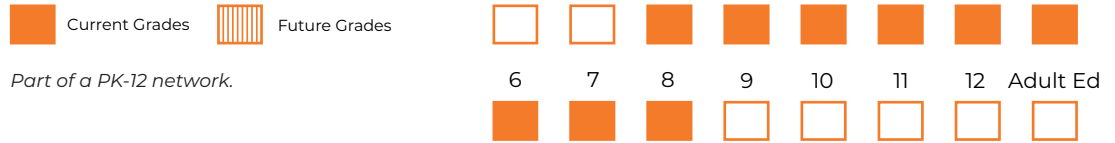
Tiers and Scores



School Profile (2019–20)

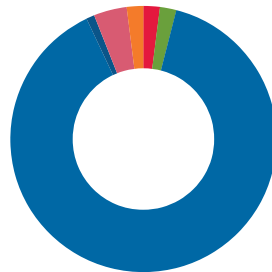
Board Chair Donald L. Hense	Chief Executive Officer Patricia Brantley	Principal John Sloane	First School Year 2015-2016
---------------------------------------	---	---------------------------------	---------------------------------------

Grades Served



Student Demographics (2018–19)

Total Enrollment
191



 American Indian/Alaskan	2.1%
 Asian	1.6%
 Black/African American	89.5%
 Hawaiian/Pacific Islander	0.5%
 Hispanic/Latino, any race	4.2%
 Two or More Races	0.0%
 White	2.1%

English Learner
1.0%

Special Education
15.7%

At-Risk
53.4%

Friendship PCS - Online Academy

2019 School Quality Report

2018–19 Grades Measured: K - 8



Points Earned Points Possible

Student Progress (40 points): Academic Improvement Over Time

Growth on the state assessment in English Language Arts



10.2 20.0

Growth on the state assessment in mathematics



6.6 20.0

Student Achievement (30 points): Approaching, Meeting, or Exceeding College and Career Ready Standards

PARCC: English Language Arts

Approaching College and Career Ready and Above



6.5 9.0

College and Career Ready



4.8 6.0

PARCC: Mathematics

Approaching College and Career Ready and Above



5.3 9.0

College and Career Ready

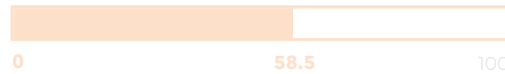


2.1 6.0

Gateway (5 points): Outcomes in Key Subjects that Predict Future Educational Success (returning students)

3rd Grade English Language Arts

College and Career Ready



8th Grade Mathematics

College and Career Ready



2.4 5.0

School Environment (20 points): Predictors of Future Student Progress and Achievement

Attendance

In-seat attendance



10.0 10.0

Re-enrollment

Percent of eligible students who re-enrolled



2.2 10.0

TOTAL SCORE 52.7

TIER 2

50.1 out of 95.0

Additional Measures: Early Childhood Student Outcomes on School-Selected Assessments

K-2 Literacy: NWEA Measures of Academic Progress (MAP)

Median percentile of student growth compared to national student performance



K-2 Math: NWEA Measures of Academic Progress (MAP)

Median percentile of student growth compared to national student performance



For a more detailed explanation of the categories, see our technical guide. Updated October 24, 2019