




645 Milwaukee Place SE
(202) 562-1980
www.friendshipschools.org

Note from the School

Southeast Elementary implements a challenging college prep curriculum across all subject areas including English, math, social studies, science, foreign language, health, physical education, art, and music. It features an interactive library and technology-rich SmartLab. Our program focuses on exploration, character development, and hands-on learning supported by classrooms equipped with interactive whiteboards, desktop computers, and libraries.

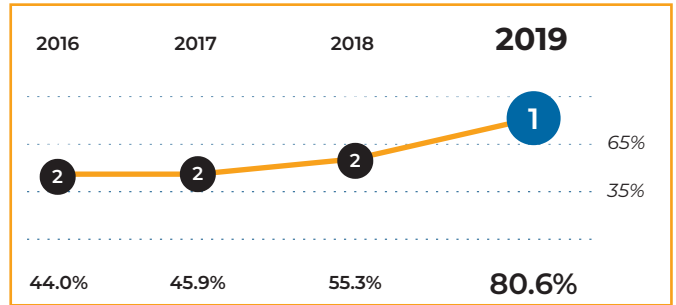
Friendship PCS - Southeast Elementary



Tier Explanations

- 1 High Performing**
(65.0% - 100%)
- 2 Mid Performing**
(35.0% - 64.9%)
- 3 Low Performing**
(0.0% - 34.9%)



Tiers and Scores



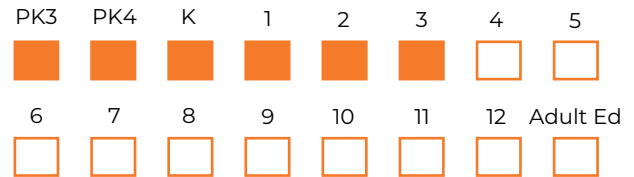
School Profile (2019–20)

Board Chair Donald L. Hense	Chief Executive Officer Patricia Brantley	Principal David Lawery	First School Year 2005-2006
---------------------------------------	-----------------------------------------------------	----------------------------------	---------------------------------------

Grades Served

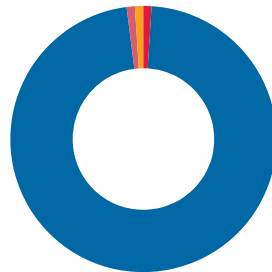
 Current Grades  Future Grades

Part of a PK-12 network.



Student Demographics (2018–19)

Total Enrollment
411



American Indian/Alaskan	0.2%
Asian	0.0%
Black/African American	98.8%
Hawaiian/Pacific Islander	0.0%
Hispanic/Latino, any race	0.7%
Two or More Races	0.2%
White	0.0%

English Learner
0.2%

Special Education
6.6%

At-Risk
73.2%

Friendship PCS - Southeast Elementary

2019 School Quality Report

2018–19 Grades Measured: PK3 - 3



Points Earned Points Possible

Student Progress (45 points): Academic Improvement Over Time

Growth on the school's NWEA MAP assessment in reading		18.0	22.5
Growth on the school's NWEA MAP assessment in mathematics		22.5	22.5

Student Achievement (20 points): Approaching, Meeting, or Exceeding College and Career Ready Standards

PARCC: English Language Arts Approaching College and Career Ready and Above		2.8	6.0
College and Career Ready		2.3	4.0
PARCC: Mathematics Approaching College and Career Ready and Above		3.9	6.0
College and Career Ready		2.6	4.0

Gateway (5 points): Outcomes in Key Subjects that Predict Returning Students' Future Educational Success

3rd Grade English Language Arts College and Career Ready		2.9	5.0
8th Grade Mathematics College and Career Ready			

School Environment (30 points): Predictors of Future Student Progress and Achievement

Attendance In-seat attendance		6.6	9.0
Re-enrollment Percent of eligible students who re-enrolled		7.4	9.0
Teacher Interaction Observations: Classroom Assessment Scoring System (CLASS) Emotional Support		4.0	4.0
Classroom Organization		4.0	4.0
Instructional Support		3.6	4.0

TOTAL SCORE 80.6

TIER 1

80.6 out of **100**

Friendship PCS - Southeast Elementary

2019 School Quality Report

2018–19 Grades Measured: PK3 - 3



Points
Earned

Points
Possible

Additional Measures: Early Childhood Student Outcomes on School-Selected Assessments

PK Pre-Literacy: Every Child Ready (ECR)

Percent of students who met or exceeded the publisher's expectations for growth by the end of the year



PK Math: Every Child Ready (ECR)

Percent of students who met or exceeded the publisher's expectations for growth by the end of the year

