

2019

School Quality Report



2705 Martin Luther King Jr Avenue SE
(202) 552-5700
www.friendshipschools.org

Note from the School

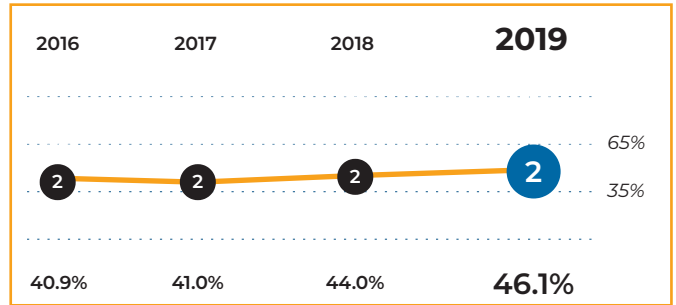
Technology Preparatory Middle is a college preparatory school focusing on STEM (science, technology, engineering, and mathematics). Middle school students experience a rigorous, standards-based curriculum preparing them for success in high school and college. Tech Prep Middle provides a range of electives and extracurricular activities, including the arts.

Friendship PCS - Technology Preparatory Middle School

Tier Explanations

- 1 High Performing**
(65.0% - 100%)
- 2 Mid Performing**
(35.0% - 64.9%)
- 3 Low Performing**
(0.0% - 34.9%)

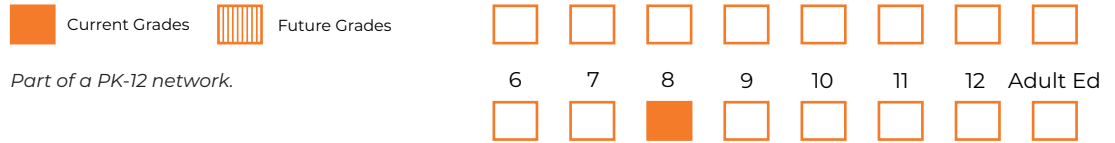
Tiers and Scores



School Profile (2019–20)

Board Chair: Donald L. Hense | **Chief Executive Officer:** Patricia Brantley | **Principal:** Kun Ye Booth | **First School Year:** 2008-2009

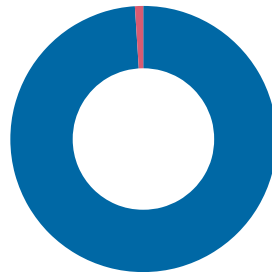
Grades Served



Part of a PK-12 network.

Student Demographics (2018–19)

Total Enrollment
138



- American Indian/Alaskan: 0.0%
- Asian: 0.0%
- Black/African American: 99.3%
- Hawaiian/Pacific Islander: 0.0%
- Hispanic/Latino, any race: 0.7%
- Two or More Races: 0.0%
- White: 0.0%

English Learner
0.0%

Special Education
29.0%

At-Risk
66.7%

Friendship PCS - Technology Preparatory Middle School

2019 School Quality Report

2018–19 Grades Measured: 7 - 8



Points Earned Points Possible

Student Progress (40 points): Academic Improvement Over Time

Growth on the state assessment in English Language Arts



9.0 20.0

Growth on the state assessment in mathematics



10.7 20.0

Student Achievement (30 points): Approaching, Meeting, or Exceeding College and Career Ready Standards

PARCC: English Language Arts

Approaching College and Career Ready and Above



3.0 9.0

College and Career Ready



0.9 6.0

PARCC: Mathematics

Approaching College and Career Ready and Above



3.1 9.0

College and Career Ready

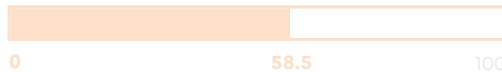


0.8 6.0

Gateway (5 points): Outcomes in Key Subjects that Predict Future Educational Success (returning students)

3rd Grade English Language Arts

College and Career Ready



8th Grade Mathematics

College and Career Ready



0.8 5.0

School Environment (20 points): Predictors of Future Student Progress and Achievement

Attendance

In-seat attendance



8.5 10.0

Re-enrollment

Percent of eligible students who re-enrolled



7.0 10.0

TOTAL SCORE 46.1

TIER 2

43.8 out of 95.0