



2019

School Quality Report



2959 Carlton Avenue NE
(202) 635-6500
www.friendshipschools.org

Note from the School

Woodridge International Elementary is an International Baccalaureate (IB) Primary Years Programme that offers foreign language, English, math, social studies, and science in addition to health, physical education, art, and music. Students learn more about the world through travel abroad experiences and a scholarly environment that develops knowledgeable, principled, reflective, and open-minded individuals.

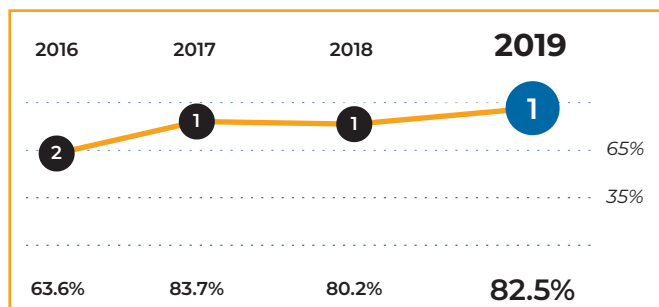
Friendship PCS - Woodridge International Elementary



Tier Explanations

- 1 High Performing**
(65.0% - 100%)
- 2 Mid Performing**
(35.0% - 64.9%)
- 3 Low Performing**
(0.0% - 34.9%)

Tiers and Scores



School Profile (2019–20)

Board Chair

Donald L. Hense

Chief Executive Officer

Patricia Brantley

Principal

Felicia Owo-Grant

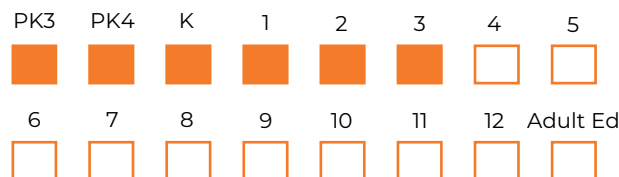
First School Year

2013-2014

Grades Served

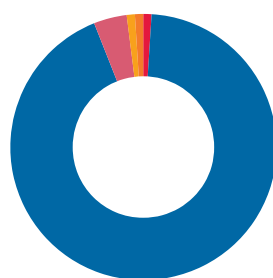


Part of a PK-12 network.



Student Demographics (2018–19)

Total Enrollment
285



American Indian/Alaskan	0.4%
Asian	0.0%
Black/African American	94.7%
Hawaiian/Pacific Islander	0.0%
Hispanic/Latino, any race	3.9%
Two or More Races	0.7%
White	0.4%

English Learner
2.1%

Special Education
8.8%

At-Risk
46.7%

Friendship PCS - Woodridge International Elementary

2019 School Quality Report

2018–19 Grades Measured: PK3 - 3



Points Earned Points Possible

Student Progress (45 points): Academic Improvement Over Time

Growth on the school's NWEA MAP assessment in reading



16.9 22.5

Growth on the school's NWEA MAP assessment in mathematics



22.5 22.5

Student Achievement (20 points): Approaching, Meeting, or Exceeding College and Career Ready Standards

PARCC: English Language Arts

Approaching College and Career Ready and Above



3.4 6.0

College and Career Ready



2.2 4.0

PARCC: Mathematics

Approaching College and Career Ready and Above



5.2 6.0

College and Career Ready



2.9 4.0

Gateway (5 points): Outcomes in Key Subjects that Predict Returning Students' Future Educational Success

3rd Grade English Language Arts


College and Career Ready



2.4 5.0

8th Grade Mathematics

College and Career Ready



School Environment (30 points): Predictors of Future Student Progress and Achievement

Attendance

In-seat attendance



8.2 9.0

Re-enrollment

Percent of eligible students who re-enrolled



6.8 9.0

Teacher Interaction Observations:
Classroom Assessment Scoring
System (CLASS)

Emotional Support



4.0 4.0

Classroom Organization



4.0 4.0

Instructional Support



4.0 4.0

TOTAL SCORE 82.5

TIER 1

82.5 out of 100

Friendship PCS - Woodridge International Elementary

2019 School Quality Report

2018–19 Grades Measured: PK3 - 3



Points
Earned

Points
Possible

Additional Measures: Early Childhood Student Outcomes on School-Selected Assessments

PK Pre-Literacy: Teaching Strategies GOLD

Percent of students who met or exceeded the publisher's expectations for growth by the end of the year



PK Math: Teaching Strategies GOLD

Percent of students who met or exceeded the publisher's expectations for growth by the end of the year

