



1776 G Street NW
(202) 839-3650
www.goodwillexcelcenter.org

Note from the School

The Goodwill Excel Center offers a high-quality high school education for under-credited adults. Students can earn a high school diploma and industry-recognized certifications rather than a General Educational Development (GED) certificate. The Goodwill Excel Center provides free, on-site child care for children of enrolled students, transportation assistance, and life coaching. We offer students flexible schedules and the opportunity to enroll in one of five terms throughout the year.

Goodwill Excel Center PCS


Alternative Accountability Framework

The Alternative Accountability Framework (AAF) is for schools that serve high-need students. This school will not receive a score or tier in 2018–19. When a school is eligible for the AAF, the school designs a set of traditional and nontraditional measures aligned to specific categories of academic quality, and unique to the school's program. These measures are subject to DC PCSB approval, are annually measured, and are publicly reported.

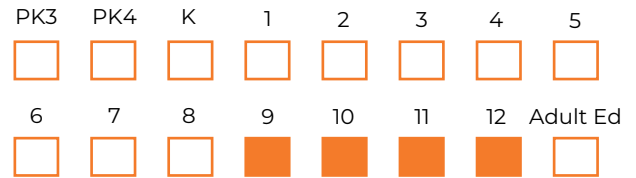
School Profile (2019–20)

Board Chair	Chief Executive Officer	Director	First School Year
Glen Howard	Catherine Meloy	Chelsea Kirk	2016-2017

Grades Served

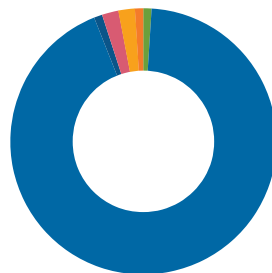
 Current Grades








 Future Grades



Student Demographics (2018–19)

Total Enrollment
369



	American Indian/Alaskan	0.0%
	Asian	0.3%
	Black/African American	95.1%
	Hawaiian/Pacific Islander	0.3%
	Hispanic/Latino, any race	1.9%
	Two or More Races	2.2%
	White	0.3%

English Learner
0.0%

Special Education
41.7%

At-Risk
98.9%

Goodwill Excel Center PCS

2019 School Quality Report

2018–19 Grades Measured: 9-12



Student Progress

Credit Earning

Percent of students earning at least one course credit



Reading

Eligible students scoring a Lexile of 1000 or higher or reaching growth target on the Scholastic Reading Inventory

Participation Rate: 88.9%



Math

Students enrolled in Math Lab A course reaching growth target on i-Ready Math

Participation Rate: n<10



Students enrolled in Math Lab B course reaching growth target on i-Ready Math

Participation Rate: 100%



Student Achievement

ACT

Percent of graduating students scoring 16 or higher on the ACT

Participation Rate: 93.2%



College and Career Readiness

Credentials

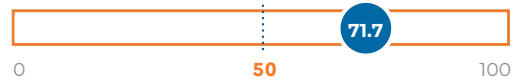
Percent of graduating students who have earned at least three college credits or an industry-recognized credential



Entered Workforce or Postsecondary

Exiting students who entered the workforce or postsecondary education within six months

Response Rate: 82.1%



Gateway

Graduation

Graduation Rate



Re-enrollment

Average percent of non-graduating students who re-enroll the following term



Cumulative Audited Enrollment

Average percent of students enrolled each term



School Environment

Attendance

In-seat attendance

