



2019

School Quality Report



WARD

1

405 Howard Road Place
NW
(202) 806-7725
www.hu-ms2.org

Note from the School

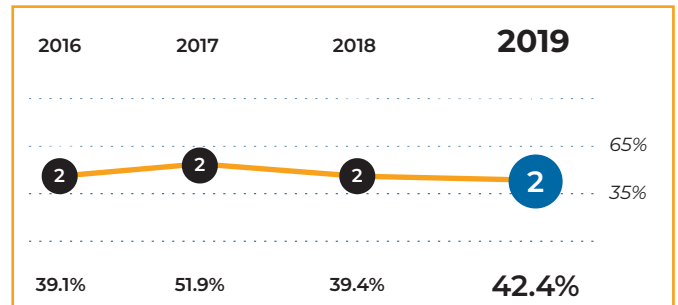
Howard University Middle School of Mathematics and Science PCS uses a rigorous academic curriculum through a blended learning platform that is designed for a diverse population of students. Our curriculum provides a personalized learning experience in all content areas and encourages students to develop problem-solving skills and creativity. We encourage the academic risk-taking needed to master the rigorous courses. Our relationship with Howard University gives students access to university resources at a middle school level.

Howard University Middle School of Mathematics and Science PCS

Tier Explanations

- 1 High Performing**
(65.0% - 100%)
- 2 Mid Performing**
(35.0% - 64.9%)
- 3 Low Performing**
(0.0% - 34.9%)

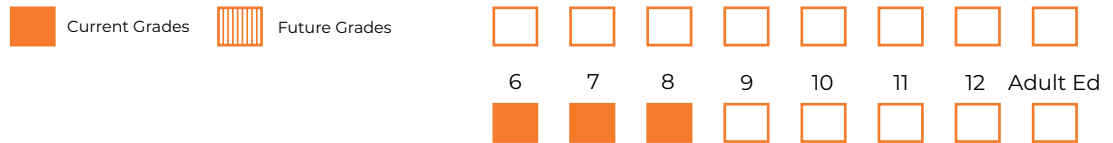
Tiers and Scores



School Profile (2019–20)

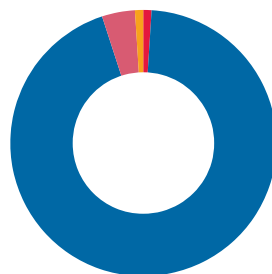
Board Chair Wendell Johns **Head of School** Kathryn Procope **First School Year** 2005-2006

Grades Served



Student Demographics (2018–19)

Total Enrollment
283



- American Indian/Alaskan 0.4%
- Asian 0.0%
- Black/African American 94.7%
- Hawaiian/Pacific Islander 0.0%
- Hispanic/Latino, any race 4.2%
- Two or More Races 0.7%
- White 0.0%

English Learner
1.4%

Special Education
11.7%

At-Risk
47.0%

Howard University MS of Mathematics and Science PCS

2019 School Quality Report

2018–19 Grades Measured: 6 - 8



Points Earned Points Possible

Student Progress (40 points): Academic Improvement Over Time

Growth on the state assessment in English Language Arts



7.5 20.0

Growth on the state assessment in mathematics



3.0 20.0

Student Achievement (30 points): Approaching, Meeting, or Exceeding College and Career Ready Standards

PARCC: English Language Arts

Approaching College and Career Ready and Above



5.6 9.0

College and Career Ready



3.5 6.0

PARCC: Mathematics

Approaching College and Career Ready and Above



4.5 9.0

College and Career Ready

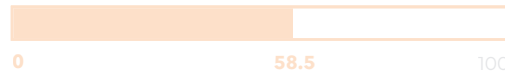


1.2 6.0

Gateway (5 points): Outcomes in Key Subjects that Predict Future Educational Success (returning students)

3rd Grade English Language Arts

College and Career Ready



0 100

8th Grade Mathematics

College and Career Ready



2.0 5.0

School Environment (20 points): Predictors of Future Student Progress and Achievement

Attendance

In-seat attendance



7.7 10.0

Re-enrollment

Percent of eligible students who re-enrolled



5.3 10.0

TOTAL SCORE 42.4

TIER 2

40.3 out of 95.0