

1027 45th Street NE
(202) 399-4750
www.ideapcs.org

Note from the School

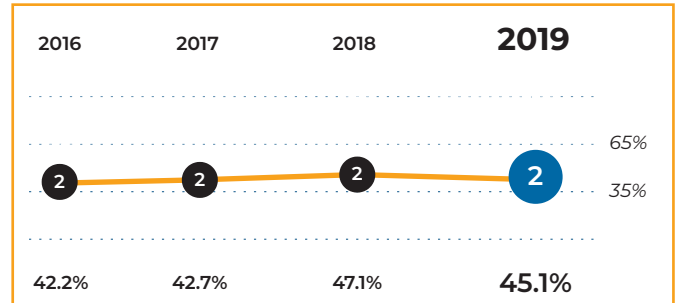
IDEA PCS prepares students with the academic, social, leadership, and occupational skills for postsecondary opportunities and responsible citizenship. IDEA is a small high school with innovative options for our scholars such as graphic design, coding, architecture, construction, child care, and urban agriculture. We also offer dual enrollment with the University of the District of Columbia Community College and Apex Learning online credit recovery classes.

IDEA PCS

Tier Explanations

- 1 High Performing**
(65.0% - 100%)
- 2 Mid Performing**
(35.0% - 64.9%)
- 3 Low Performing**
(0.0% - 34.9%)

Tiers and Scores



School Profile (2019–20)

Board Chair

Calvin Snowden

Executive Director

Justin Rydstrom

Principal

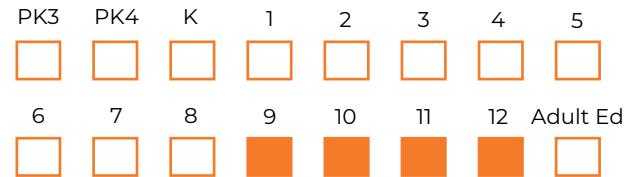
Nicole McCrae

First School Year

1998-1999

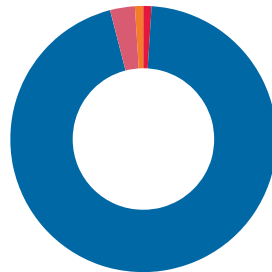
Grades Served








 Current Grades  Future Grades



Student Demographics (2018–19)

Total Enrollment
326



 American Indian/Alaskan	0.3%
 Asian	0.0%
 Black/African American	96.6%
 Hawaiian/Pacific Islander	0.0%
 Hispanic/Latino, any race	2.8%
 Two or More Races	0.0%
 White	0.3%

English Learner
2.1%

Special Education
29.4%

At-Risk
69.0%

2018–19 Grades Measured: 9 - 12



Points Earned Points Possible

Student Progress (7.5 points): Academic Improvement Over Time

Growth on the state assessment in English Language Arts



0.0 0.0

Growth on the state assessment in mathematics



6.8 7.5

Student Achievement (20 points): Approaching, Meeting, or Exceeding College and Career Ready Standards

PARCC: English Language Arts
Approaching College and Career Ready and Above



1.3 5.0

College and Career Ready



2.1 5.0

PARCC: Mathematics
Approaching College and Career Ready and Above



1.0 5.0

College and Career Ready



3.5 5.0

Gateway (42.5 points): Outcomes Aligned to College and Career Readiness

9th Grade on Track to Graduate



2.7 5.0

Four-Year Graduation Rate



0.0 4.0

Five-Year Graduation Rate



1.9 6.0

PSAT Performance (11th Grade)*



1.2 5.0

SAT/ACT Performance (12th Grade)**



1.7 5.0

SAT/ACT College and Career Ready:
English Language Arts



1.0 2.5

SAT/ACT College and Career Ready: Mathematics



0.1 2.5

College Acceptance Rate



5.0 5.0

Advanced Placement, International Baccalaureate, Dual Enrollment Achievement, and CTE Certificate Performance



7.5 7.5

2018–19 Grades Measured: 9 - 12



Points Earned **Points Possible**

School Environment (22.5 points): Predictors of Future Student Progress and Achievement

Attendance
In-seat attendance



4.4 **12.5**

Re-enrollment
Percent of students eligible to re-enroll



1.4 **10.0**

TOTAL SCORE 45.1

TIER 2

41.7 out of 92.5

* Score of at least 850 on Evidence-based Reading and Writing and math combined.

** Score of at least 890 on Evidence-based Reading and Writing and math combined on the SAT or a composite score of 16 on the ACT. SAT/ACT College and Career Ready Measures: A score of at least 480 Evidence-based Reading and Writing and a score of at least 530 on math. These benchmarks are from the College Board and align with students earning a C or higher in a related subject in their first semester of college.