

4600 Livingston Road SE
(202) 562-0391
www.ingenuityprep.org

Note from the School

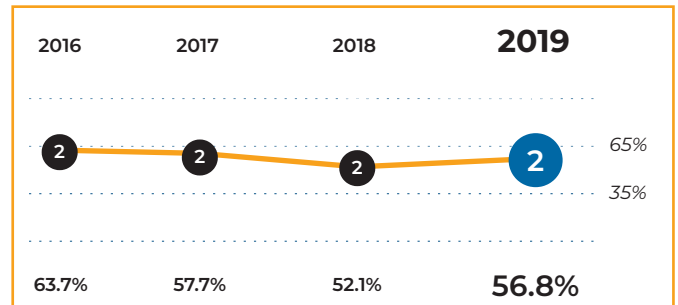
At Ingenuity Prep, we believe students and families in Southeast DC have too few choices for high-quality school options; we're working to right that systemic injustice. Ingenuity Prep uses multiple, specialized teachers in every classroom so that our students receive high-quality instruction targeted at their individual needs. Ingenuity Prep's students are among the highest-achieving in Southeast DC, with performance on rigorous college-track assessments that outpaces many of their more privileged peers from other parts of the city.

Ingenuity Prep PCS

Tier Explanations

- 1 High Performing**
(65.0% - 100%)
- 2 Mid Performing**
(35.0% - 64.9%)
- 3 Low Performing**
(0.0% - 34.9%)

Tiers and Scores



School Profile (2019–20)

Board Chair
Peter Winik

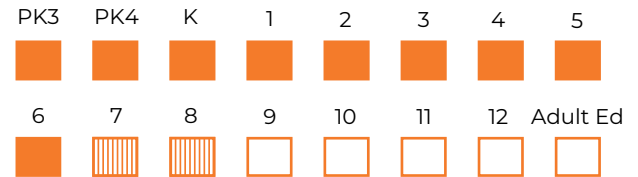
Founder & Chief Executive Officer
Will Stoetzer

First School Year
2013-2014

Grades Served

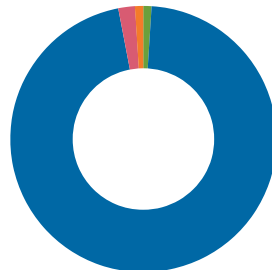
Current Grades

Future Grades



Student Demographics (2018–19)

Total Enrollment
560



American Indian/Alaskan	0.0%
Asian	0.2%
Black/African American	97.9%
Hawaiian/Pacific Islander	0.0%
Hispanic/Latino, any race	1.6%
Two or More Races	0.0%
White	0.4%

English Learner
0.2%

Special Education
23.6%

At-Risk
65.4%

2018–19 Grades Measured: PK3 - 5



Points Earned Points Possible

Student Progress (35 points): Academic Improvement Over Time

Growth on the state assessment in English Language Arts



11.8 17.5

Growth on the state assessment in mathematics



7.1 17.5

Student Achievement (25 points): Approaching, Meeting, or Exceeding College and Career Ready Standards

PARCC: English Language Arts

Approaching College and Career Ready and Above



4.3 7.5

College and Career Ready



3.0 5.0

PARCC: Mathematics

Approaching College and Career Ready and Above



5.1 7.5

College and Career Ready



3.0 5.0

Gateway (5 points): Outcomes in Key Subjects that Predict Future Educational Success (returning students)

3rd Grade English Language Arts

College and Career Ready



2.4 5.0

8th Grade Mathematics

College and Career Ready



School Environment (30 points): Predictors of Future Student Progress and Achievement

Attendance

In-seat attendance



3.1 9.0

Re-enrollment

Percent of eligible students who re-enrolled



6.4 9.0

Teacher Interaction Observations:
Classroom Assessment Scoring
System (CLASS)

Emotional Support



2.8 4.0

Classroom Organization



2.6 4.0

Instructional Support



2.4 4.0

TOTAL SCORE 56.8

TIER 2

54.0 out of 95.0

2018–19 Grades Measured: PK3 - 5



Points Earned Points Possible

Additional Measures: Early Childhood Student Outcomes on School-Selected Assessments

PK Pre-Literacy: Every Child Ready (ECR)

Percent of students who met or exceeded the publisher's expectations for growth or achievement at the end of the year



PK Math: Every Child Ready (ECR)

Percent of students who met or exceeded the publisher's expectations for growth or achievement at the end of the year



K-2 Literacy: Strategic Teaching and Evaluation of Progress (STEP)

Median percentile of student growth compared to national student performance



K-2 Math: NWEA Measures of Academic Progress (MAP)

Median percentile of student growth compared to national student performance

