




1405 Brentwood Parkway NE
(202) 678-2527
www.kippdc.org

Note from the School

At KIPP DC schools, students develop the knowledge, skills, and confidence to become DC's next generation of leaders. Equipped with a KIPP DC education, our alumni are empowered to be successful in college, careers, and life. We commit to excellence, equity, and justice. We believe all students have the right to rigorous, relevant, and joyful learning experiences led by exceptionally talented educators who promote student achievement and a sense of belonging.

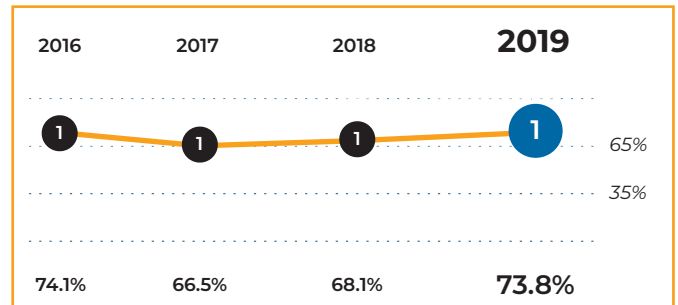
KIPP DC - College Preparatory PCS



Tier Explanations

- 1 High Performing**
(65.0% - 100%)
- 2 Mid Performing**
(35.0% - 64.9%)
- 3 Low Performing**
(0.0% - 34.9%)

Tiers and Scores



School Profile (2019-20)

Board Chair
Terry Golden

Founder & Chief Executive Officer
Susan Schaeffler

School Leader
Andhra Lutz

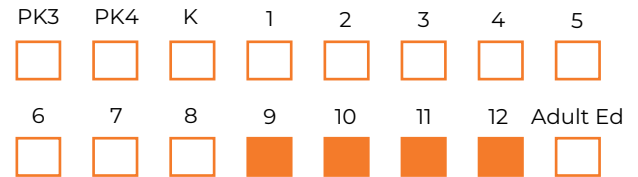
First School Year
2009-2010

Grades Served

Current Grades

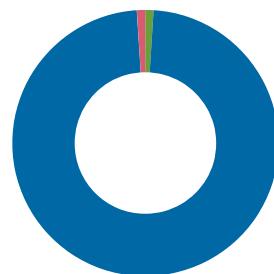
Future Grades

Part of a PK-12 network.



Student Demographics (2018-19)

Total Enrollment
802



American Indian/Alaskan	0.0%
Asian	0.1%
Black/African American	99.1%
Hawaiian/Pacific Islander	0.0%
Hispanic/Latino, any race	0.7%
Two or More Races	0.0%
White	0.0%

English Learner
0.7%

Special Education
23.9%

At-Risk
51.7%

KIPP DC - College Preparatory PCS

2019 School Quality Report

2018–19 Grades Measured: 9 - 12



Points Earned Points Possible

Student Progress (0 points): Academic Improvement Over Time

Growth on the state assessment in English Language Arts



0.0 0.0

Growth on the state assessment in mathematics



0.0 0.0

Student Achievement (20 points): Approaching, Meeting, or Exceeding College and Career Ready Standards

PARCC: English Language Arts
Approaching College and Career Ready and Above



2.2 5.0

College and Career Ready



3.8 5.0

PARCC: Mathematics
Approaching College and Career Ready and Above



2.6 5.0

College and Career Ready



5.0 5.0

Gateway (42.5 points): Outcomes Aligned to College and Career Readiness

9th Grade on Track to Graduate



2.6 5.0

Four-Year Graduation Rate



3.1 4.0

Five-Year Graduation Rate



4.7 6.0

PSAT Performance (11th Grade)*



2.7 5.0

SAT/ACT Performance (12th Grade)**



4.6 5.0

SAT/ACT College and Career Ready:
English Language Arts



1.5 2.5

SAT/ACT College and Career Ready: Mathematics



2.5 2.5

College Acceptance Rate



4.3 5.0

Advanced Placement, International Baccalaureate, Dual Enrollment Achievement, and CTE Certificate Performance



7.5 7.5

KIPP DC - College Preparatory PCS

2019 School Quality Report

2018–19 Grades Measured: 9 - 12



Points Earned Points Possible

School Environment (22.5 points): Predictors of Future Student Progress and Achievement

Attendance
In-seat attendance



10.3 12.5

Re-enrollment
Percent of students eligible to re-enroll



5.3 10.0

TOTAL SCORE 73.8

TIER 1

62.7 out of 85.0

* Score of at least 850 on Evidence-based Reading and Writing and math combined.

** Score of at least 890 on Evidence-based Reading and Writing and math combined on the SAT or a composite score of 16 on the ACT. SAT/ACT College and Career Ready Measures: A score of at least 480 Evidence-based Reading and Writing and a score of at least 530 on math. These benchmarks are from the College Board and align with students earning a C or higher in a related subject in their first semester of college.