




1375 Mount Olivet Road NE
(202) 396-5477
www.kippdc.org

Note from the School

At KIPP DC schools, students develop the knowledge, skills, and confidence to become DC's next generation of leaders. Equipped with a KIPP DC education, our alumni are empowered to be successful in college, careers, and life. We commit to excellence, equity, and justice. We believe all students have the right to rigorous, relevant, and joyful learning experiences led by exceptionally talented educators who promote student achievement and a sense of belonging.

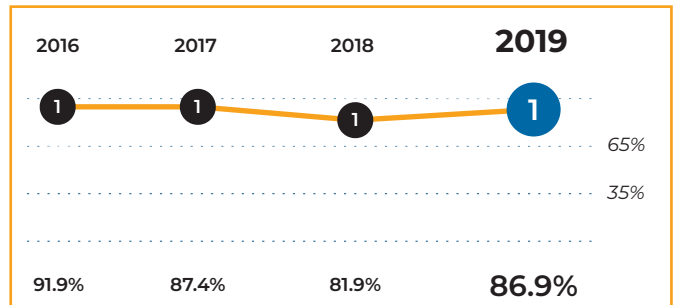
KIPP DC - Connect Academy PCS



Tier Explanations

- 1 High Performing**
(65.0% - 100%)
- 2 Mid Performing**
(35.0% - 64.9%)
- 3 Low Performing**
(0.0% - 34.9%)

Tiers and Scores



School Profile (2019–20)

Board Chair
Terry Golden

Founder & Chief Executive Officer
Susan Schaeffler

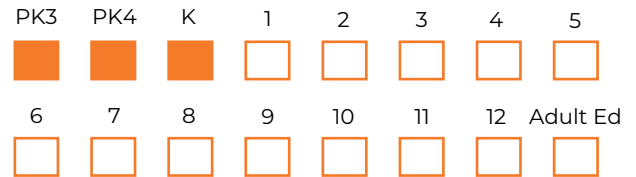
School Leader
Amy Drake

First School Year
2013-2014

Grades Served

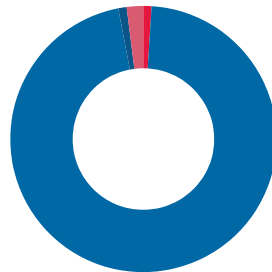
Current Grades
 Future Grades

Part of a PK-12 network.



Student Demographics (2018–19)

Total Enrollment
323



American Indian/Alaskan	0.3%
Asian	0.0%
Black/African American	97.2%
Hawaiian/Pacific Islander	0.3%
Hispanic/Latino, any race	2.2%
Two or More Races	0.0%
White	0.0%

English Learner
3.1%

Special Education
9.0%

At-Risk
50.2%

KIPP DC - Connect Academy PCS

2019 School Quality Report

2018–19 Grades Measured: PK3 - K



Points Earned Points Possible

Student Progress (50 points): Academic Improvement Over Time

Growth on the school's NWEA MAP assessment in reading



24.4 25.0

Growth on the school's NWEA MAP assessment in mathematics



25.0 25.0

School Environment (50 points): Predictors of Future Student Progress and Achievement

Attendance

In-seat attendance



6.7 10.0

Re-enrollment

Percent of eligible students who re-enrolled



7.1 10.0

Teacher Interaction Observations: Classroom Assessment Scoring System (CLASS)

Emotional Support



9.4 10.0

Classroom Organization



9.0 10.0

Instructional Support



5.3 10.0

TOTAL SCORE 86.9

TIER 1

86.9 out of 100

Additional Measures: Early Childhood Student Outcomes on School-Selected Assessments

PK Pre-Literacy: Peabody Picture Vocabulary Test (PPVT)

Percent of students who met or exceeded the publisher's expectations for growth by the end of the year



PK Math: Test of Early Mathematics Ability (TEMA)

Percent of students who met or exceeded the publisher's expectations for growth by the end of the year

