


2600 Douglass Road SE  
(202) 678-7735  
www.kippdc.org

### Note from the School

At KIPP DC schools, students develop the knowledge, skills, and confidence to become DC's next generation of leaders. Equipped with a KIPP DC education, our alumni are empowered to be successful in college, careers, and life. We commit to excellence, equity, and justice. We believe all students have the right to rigorous, relevant, and joyful learning experiences led by exceptionally talented educators who promote student achievement and a sense of belonging.

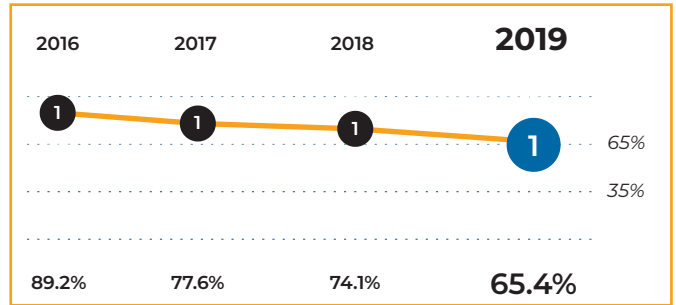
# KIPP DC - Discover Academy PCS



## Tier Explanations

- 1 High Performing**  
(65.0% - 100%)
- 2 Mid Performing**  
(35.0% - 64.9%)
- 3 Low Performing**  
(0.0% - 34.9%)

## Tiers and Scores



## School Profile (2019–20)

**Board Chair**  
Terry Golden

**Founder & Chief Executive Officer**  
Susan Schaeffler

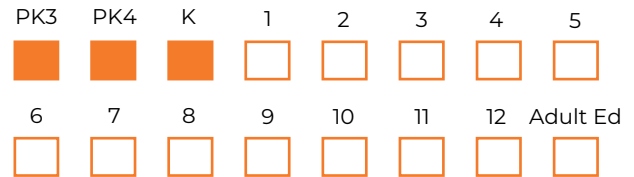
**School Leader**  
Sommer Wynn

**First School Year**  
2009-2010

### Grades Served

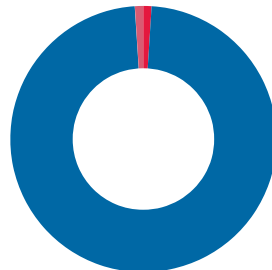
 Current Grades  Future Grades

Part of a PK-12 network.



## Student Demographics (2018–19)

**Total Enrollment**  
354



American Indian/Alaskan	0.6%
Asian	0.0%
Black/African American	98.9%
Hawaiian/Pacific Islander	0.0%
Hispanic/Latino, any race	0.6%
Two or More Races	0.0%
White	0.0%

**English Learner**  
0.3%

**Special Education**  
11.6%

**At-Risk**  
64.7%

# KIPP DC - Discover Academy PCS

2019 School Quality Report

2018–19 Grades Measured: PK3 - K



Points Earned      Points Possible

## Student Progress (50 points): Academic Improvement Over Time

Growth on the school's NWEA MAP assessment in reading



11.9      25.0

Growth on the school's NWEA MAP assessment in mathematics



25.0      25.0

## School Environment (50 points): Predictors of Future Student Progress and Achievement

Attendance

In-seat attendance



4.6      10.0

Re-enrollment

Percent of eligible students who re-enrolled



6.5      10.0

Teacher Interaction Observations: Classroom Assessment Scoring System (CLASS)

Emotional Support



8.0      10.0

Classroom Organization



6.9      10.0

Instructional Support



2.5      10.0

**TOTAL SCORE 65.4**

**TIER 1**

65.4 out of 100

## Additional Measures: Early Childhood Student Outcomes on School-Selected Assessments

PK Pre-Literacy: Peabody Picture Vocabulary Test (PPVT)

Percent of students who met or exceeded the publisher's expectations for growth by the end of the year



PK Math: Test of Early Mathematics Ability (TEMA)

Percent of students who met or exceeded the publisher's expectations for growth by the end of the year

