

4801 BENNING Road SE
(202) 582-5477
www.kippdc.org

Note from the School

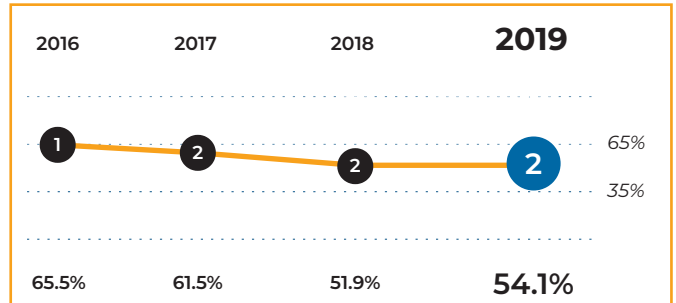
At KIPP DC schools, students develop the knowledge, skills, and confidence to become DC's next generation of leaders. Equipped with a KIPP DC education, our alumni are empowered to be successful in college, careers, and life. We commit to excellence, equity, and justice. We believe all students have the right to rigorous, relevant, and joyful learning experiences led by exceptionally talented educators who promote student achievement and a sense of belonging.

KIPP DC - KEY Academy PCS

Tier Explanations

- 1 High Performing**
(65.0% - 100%)
- 2 Mid Performing**
(35.0% - 64.9%)
- 3 Low Performing**
(0.0% - 34.9%)

Tiers and Scores



School Profile (2019–20)


Board Chair
Terry Golden

Founder & Chief Executive Officer
Susan Schaeffler

School Leader
Rashaand Sass

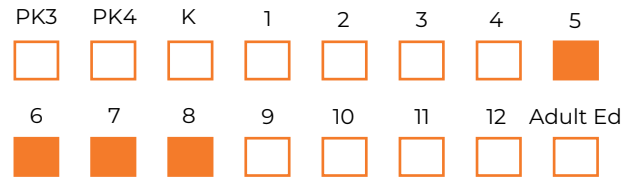
First School Year
2001-2002

Grades Served

 Current Grades

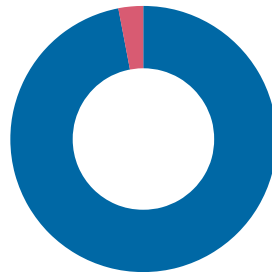
 Future Grades

Part of a PK-12 network.



Student Demographics (2018–19)

Total Enrollment
337



	American Indian/Alaskan	0.0%
	Asian	0.0%
	Black/African American	97.0%
	Hawaiian/Pacific Islander	0.0%
	Hispanic/Latino, any race	3.0%
	Two or More Races	0.0%
	White	0.0%

English Learner
0.3%

Special Education
21.1%

At-Risk
47.2%

KIPP DC - KEY Academy PCS

2019 School Quality Report

2018–19 Grades Measured: 5 - 8



Points Earned Points Possible

Student Progress (40 points): Academic Improvement Over Time

Growth on the state assessment in English Language Arts



8.4 20.0

Growth on the state assessment in mathematics



1.7 20.0

Student Achievement (30 points): Approaching, Meeting, or Exceeding College and Career Ready Standards

PARCC: English Language Arts

Approaching College and Career Ready and Above



6.2 9.0

College and Career Ready



4.7 6.0

PARCC: Mathematics

Approaching College and Career Ready and Above



5.8 9.0

College and Career Ready

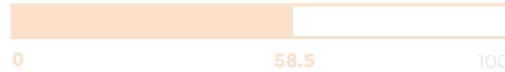


3.1 6.0

Gateway (5 points): Outcomes in Key Subjects that Predict Future Educational Success (returning students)

3rd Grade English Language Arts

College and Career Ready



8th Grade Mathematics

College and Career Ready



3.2 5.0

School Environment (20 points): Predictors of Future Student Progress and Achievement

Attendance

In-seat attendance



8.3 10.0

Re-enrollment

Percent of eligible students who re-enrolled



10.0 10.0

TOTAL SCORE 54.1

TIER 2

51.4 out of 95.0