


4801 BENNING Road SE  
(202) 582-5327  
www.kippdc.org

**Note from the School**

At KIPP DC schools, students develop the knowledge, skills, and confidence to become DC's next generation of leaders. Equipped with a KIPP DC education, our alumni are empowered to be successful in college, careers, and life. We commit to excellence, equity, and justice. We believe all students have the right to rigorous, relevant, and joyful learning experiences led by exceptionally talented educators who promote student achievement and a sense of belonging.

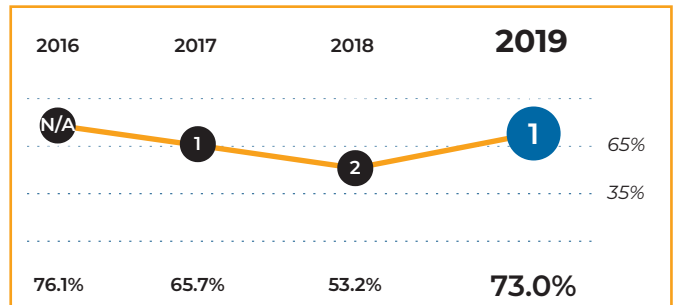
# KIPP DC - LEAP Academy PCS



## Tier Explanations

- 1 High Performing**  
(65.0% - 100%)
- 2 Mid Performing**  
(35.0% - 64.9%)
- 3 Low Performing**  
(0.0% - 34.9%)

## Tiers and Scores



## School Profile (2019–20)

**Board Chair**  
Terry Golden

**Founder & Chief Executive Officer**  
Susan Schaeffler

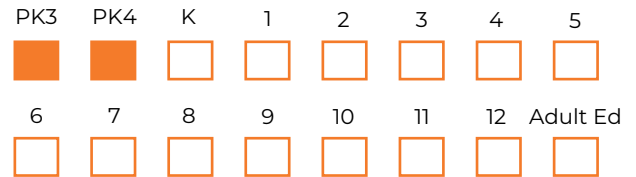
**School Leader**  
Shantel Sappleton

**First School Year**  
2007-2008

**Grades Served**

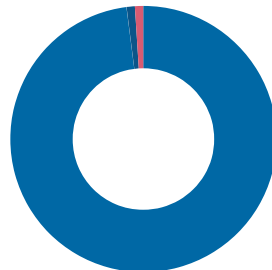
Current Grades (Solid Orange) Future Grades (Hatched Orange)

Part of a PK-12 network.



## Student Demographics (2018–19)

**Total Enrollment**  
195



American Indian/Alaskan	0.0%
Asian	0.0%
Black/African American	98.5%
Hawaiian/Pacific Islander	0.5%
Hispanic/Latino, any race	1.0%
Two or More Races	0.0%
White	0.0%

**English Learner**  
1.0%

**Special Education**  
8.7%

**At-Risk**  
58.5%

# KIPP DC - LEAP Academy PCS

2019 School Quality Report

2018–19 Grades Measured: PK3 - PK4



Points Earned

Points Possible

## Student Outcomes (45 points): Early Childhood School-Selected Assessments

### PK Pre-Literacy:

#### Peabody Picture Vocabulary Test (PPVT)

Percent of students who met or exceeded the publisher's expectations for growth or achievement at the end of the year



5.5

15.0

### PK Math:

#### Test of Early Mathematics Ability (TEMA)

Percent of students who met or exceeded the publisher's expectations for growth or achievement at the end of the year



4.5

15.0

### PK Social Emotional Learning:

#### Devereux Early Childhood Assessment (DECA)

Percent of students who met or exceeded the publisher's expectations for growth or achievement at the end of the year



15.0

15.0

## School Environment (55 points): Predictors of Future Student Progress and Achievement

### Attendance

In-seat attendance



10.0

10.0

### Teacher Interaction Observations:

#### Classroom Assessment Scoring System (CLASS)

Emotional Support



15.0

15.0

Classroom Organization



14.3

15.0

Instructional Support



8.7

15.0

**TOTAL SCORE 73.0**

**TIER 1**

**73.0** out of **100**