




421 P Street NW  
(202) 223-4505  
www.kippdc.org

### Note from the School

At KIPP DC schools, students develop the knowledge, skills, and confidence to become DC's next generation of leaders. Equipped with a KIPP DC education, our alumni are empowered to be successful in college, careers, and life. We commit to excellence, equity, and justice. We believe all students have the right to rigorous, relevant, and joyful learning experiences led by exceptionally talented educators who promote student achievement and a sense of belonging.

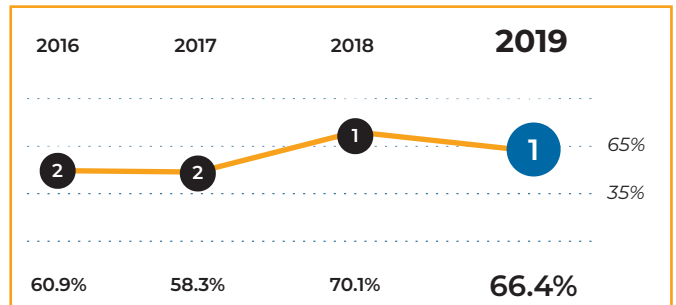
# KIPP DC - Lead Academy PCS



## Tier Explanations

- 1 High Performing**  
(65.0% - 100%)
- 2 Mid Performing**  
(35.0% - 64.9%)
- 3 Low Performing**  
(0.0% - 34.9%)

## Tiers and Scores



## School Profile (2019–20)

**Board Chair**  
Terry Golden

**Founder & Chief Executive Officer**  
Susan Schaeffler

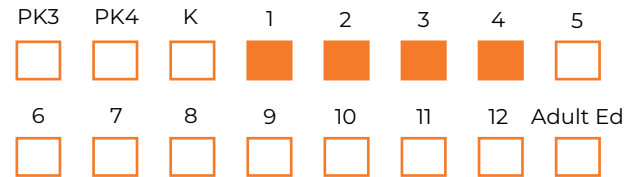
**School Leader**  
Caroline Frye

**First School Year**  
2012-2013

### Grades Served

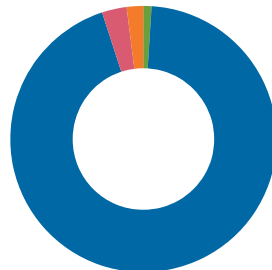
 Current Grades  Future Grades

Part of a PK-12 network.



## Student Demographics (2018–19)

**Total Enrollment**  
400



American Indian/Alaskan	0.0%
Asian	0.3%
Black/African American	95.5%
Hawaiian/Pacific Islander	0.0%
Hispanic/Latino, any race	3.0%
Two or More Races	0.0%
White	1.3%

**English Learner**  
2.0%

**Special Education**  
18.0%

**At-Risk**  
47.8%

# KIPP DC - Lead Academy PCS

2019 School Quality Report

2018–19 Grades Measured: 1 - 4



Points Earned Points Possible

## Student Progress (40 points): Academic Improvement Over Time

Growth on the state assessment in English Language Arts



8.6 20.0

Growth on the state assessment in mathematics



12.1 20.0

## Student Achievement (30 points): Approaching, Meeting, or Exceeding College and Career Ready Standards

PARCC: English Language Arts

Approaching College and Career Ready and Above



6.5 9.0

College and Career Ready



4.2 6.0

PARCC: Mathematics

Approaching College and Career Ready and Above



7.9 9.0

College and Career Ready

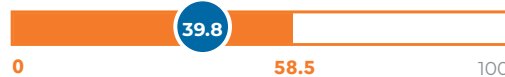


6.0 6.0

## Gateway (5 points): Outcomes in Key Subjects that Predict Future Educational Success (returning students)

3rd Grade English Language Arts


College and Career Ready



3.4 5.0

8th Grade Mathematics

College and Career Ready



## School Environment (20 points): Predictors of Future Student Progress and Achievement

Attendance

In-seat attendance



7.7 10.0

Re-enrollment

Percent of eligible students who re-enrolled



6.7 10.0

**TOTAL SCORE 66.4**

**TIER 1**

**63.1 out of 95.0**

## Additional Measures: Early Childhood Student Outcomes on School-Selected Assessments

1-2 Literacy: NWEA Measures of Academic Progress (MAP)

Median percentile of student growth compared to national student performance



1-2 Math: NWEA Measures of Academic Progress (MAP)

Median percentile of student growth compared to national student performance



For a more detailed explanation of the categories, see our technical guide. Updated October 24, 2019