



1375 E Street NE
(202) 547-1028
www.kingsmanacademy.org

Note from the School

Kingsman Academy welcomes all students, especially those who are over-aged and under-credited, have attendance problems, or have behavioral or emotional disabilities. We offer small classes and project-based instruction in a therapeutic learning environment. We provide special education services, personalized interventions, and programs to engage and prepare students for success after high school.

Kingsman Academy PCS


Alternative Accountability Framework

The Alternative Accountability Framework (AAF) is for schools that serve high-need students. This school will not receive a score or tier in 2018–19. When a school is eligible for the AAF, the school designs a set of traditional and nontraditional measures aligned to specific categories of academic quality, and unique to the school's program. These measures are subject to DC PCSB approval, are annually measured, and are publicly reported.

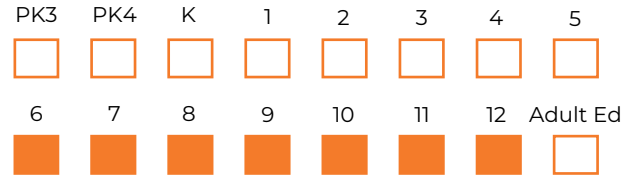
School Profile (2019–20)

Board Chair Stephen Messner	Co-Founder & Executive Director Shannon Hodge	Managing Director Tracee Frazier	First School Year 2015-2016
---------------------------------------	---	--	---------------------------------------

Grades Served

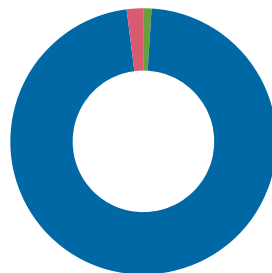
 Current Grades








 Future Grades



Student Demographics (2018–19)

Total Enrollment
281



	American Indian/Alaskan	0.0%
	Asian	0.4%
	Black/African American	98.2%
	Hawaiian/Pacific Islander	0.0%
	Hispanic/Latino, any race	1.4%
	Two or More Races	0.0%
	White	0.0%

English Learner
0.0%

Special Education
40.9%

At-Risk
90.7%

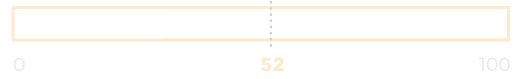
2018–19 Grades Measured: 6–12



Student Progress

Growth on the state assessment in English Language Arts

Levels 1 and 2 special education students[^]



Levels 3 and 4 special education students[^]




General education students



Growth on the state assessment in Mathematics

Levels 1 and 2 special education students[^]



Levels 3 and 4 special education students[^]



General education students



Student Achievement

PARCC: English Language Arts

Approaching College and Career Ready and above for Levels 1 and 2 special education students[^]



Approaching College and Career Ready and above for Levels 3 and 4 special education students



Approaching College and Career Ready and above for general education students



PARCC: Mathematics

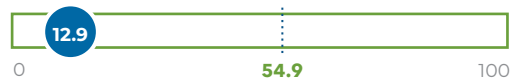
Approaching College and Career Ready and above for Levels 1 and 2 special education students[^]



Approaching College and Career Ready and above for Levels 3 and 4 special education students[^]



Approaching College and Career Ready and above for general education students



Kingsman Academy PCS

2019 School Quality Report

2018–19 Grades Measured: 6–12



Gateway

On Track to Graduate

High school credit attainment



Graduation Rate

Five-year graduation rate



Re-enrollment

Percent of non-graduation seniors who re-enroll



School Environment

Attendance

Middle school in-seat attendance



Attendance

High school in-seat attendance



Social-Emotional Learning

Percent of special education students with emotional or behavioral disabilities who decrease in problematic severity and increase in functionality on the Ohio Scales Assessment



^ Results with fewer than 10 students are not displayed.