



3224 16th Street NW
(202) 319-2228
www.laycca.org

Note from the School

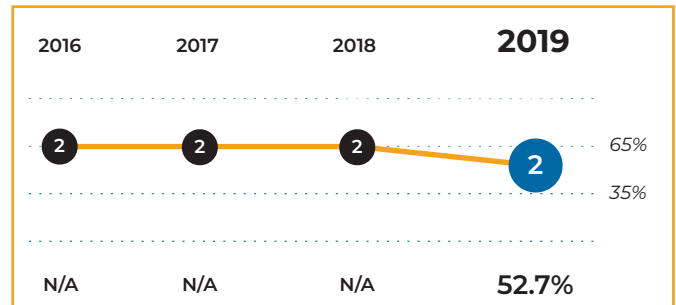
LAYC Career Academy provides a bridge between high school and college or careers for older youth ages 16 to 24 in the District of Columbia. LAYC Career Academy helps students prepare for college, earn the General Educational Development (GED)/state high school diploma, learn English, and prepare for careers in the health care and information technology fields.

LAYC Career Academy PCS

Tier Explanations

- 1 High Performing**
(65.0% - 100%)
- 2 Mid Performing**
(35.0% - 64.9%)
- 3 Low Performing**
(0.0% - 34.9%)

Tiers and Scores[^]

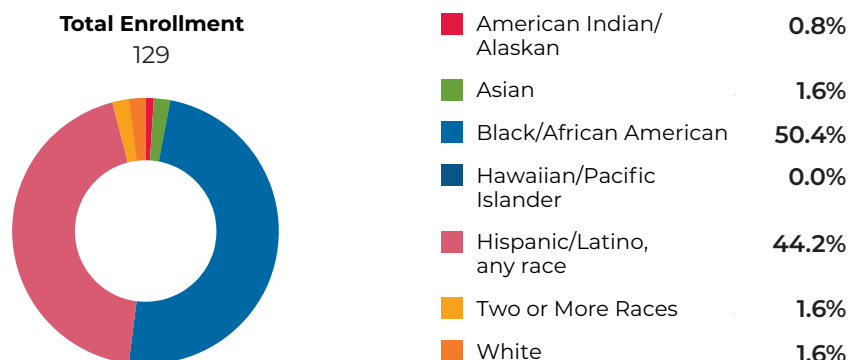


School Profile (2019–20)

Board Chair	Executive Director	Principal	First School Year
Elizabeth Burrell	Nicole Hanrahan	Jacqueline Fernandez-Romero	2012-2013

Ages Served	Diploma(s) Offered	Programs Offered
16 to 24	English GED, Spanish GED	Dual Enrollment, Medical Assistant, Computer Skills

Student Demographics (2018–19)



LAYC Career Academy PCS

2019 School Quality Report

2018-19 Grades Measured:
Adult Education



Points Earned Points Possible

Student Progress and Student Achievement (60 points):

Student Progress: Improvement of One or More National Reporting System (NRS) Levels

Educational Gains

Adult Basic Education (ABE)
105 students
64.9% of eligible ABE students were pre- and post-tested



20.5 40.9

English as a Second Language (ESL)
18 students
65.2% of eligible ESL students were pre- and post-tested



3.9 7.0

Student Achievement: GED or NEDP Attainment *

Earned Secondary Credential
12 students attempted a secondary diploma




8.0 12.1

GED Subject Test Achievement
58 GED subject tests taken,
Participation Rate: 85.3%



Earned High-Level Certification***



N/A N/A

College and Career Readiness (20 points): Employment and Postsecondary Outcomes

Entered Employment or Entered Post secondary
76 students responded to the survey,
Response Rate: 61.3% †



13.1 20.0

Retained Employment or Entered Post secondary
10 students responded to the survey,
Response Rate: 52.6% †



Leading Indicators (20 points): Predictors of Future Student Progress and Achievement

Attendance
In-seat attendance



0.0 7.5

Persistence
Percent of students who stay at an adult education school long enough to complete at least one cycle of instruction



7.2 12.5

TOTAL SCORE 52.7

TIER 2

52.7 out of 100

LAYC Career Academy PCS

2019 School Quality Report

2018-19 Grades Measured:
Adult Education



Points Earned Points Possible

Mission Specific Goals: Progress on programming unique to the school's mission

A+ Certification for IT Pathway

Percent of IT Pathway students who earn the CompTIA A+ certification^{^^}



College Credits Earned

Percent of College Pathway students who earn three or more college credits^{^^}



Medical Assistant Certification

Percent of Medical Assistant Pathway students who earn the Certified Clinical Medical Assistant credentials^{^^}



Medical Assistant Pathway Internships

Percent of Medical Assistant Pathway student who complete a relevant internships^{^^}



[^] From school year 2014-15 through school year 2017-18, adult education (AE) schools could only earn a Tier. In 2018, DC PCSB adopted a scoring model for AE schools. School year 2018-19 is the first year in which AE schools can earn both a Tier and a Score.

^{*} General Educational Development (GED) or National External Diploma Program (NEDP).

^{^^} Results with fewer than 10 students are not displayed.

^{**} A high-level certification is an industry-recognized career and technical education (CTE) certification that includes rigorous assessments and requirements and leads to higher wages in a high-demand field. This measure is displayed only for 2018-19.

[‡] Percent of students the school successfully contacts via College and Career Readiness Surveys.