




1375 Missouri Avenue NW
(202) 726-6200
www.lambpcs.org

Note from the School

Latin American Montessori Bilingual (LAMB) PCS embraces the Montessori philosophy that every child is a natural learner. We combine Montessori with language immersion to create an educational environment with the goal of biliteracy in English and Spanish. LAMB's reach goes far beyond its school walls with outdoor learning, camping, nature walks, and field trips. At LAMB, students excel academically while demonstrating respect for self, others, and the environment.

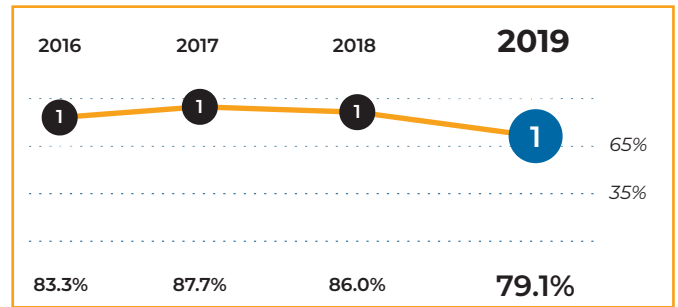
Latin American Montessori Bilingual PCS



Tier Explanations

- 1 High Performing**
(65.0% - 100%)
- 2 Mid Performing**
(35.0% - 64.9%)
- 3 Low Performing**
(0.0% - 34.9%)

Tiers and Scores



School Profile (2019–20)

Board Chair
April Martin

Executive Director
Charis Sharp, Ph.D.

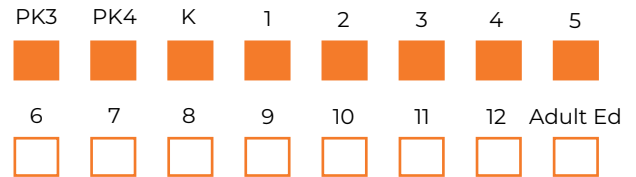
Principal
Lainie Santos

First School Year
2003-2004

Grades Served

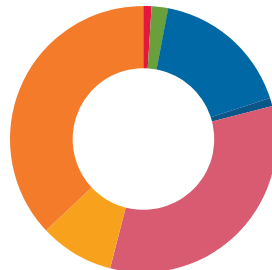
Current Grades
 Future Grades

Part of the PK-12 DCI network.



Student Demographics (2018–19)

Total Enrollment
476



American Indian/Alaskan	0.4%
Asian	1.9%
Black/African American	17.2%
Hawaiian/Pacific Islander	0.4%
Hispanic/Latino, any race	33.2%
Two or More Races	8.8%
White	38.0%

English Learner
25.2%

Special Education
15.3%

At-Risk
8.0%

Latin American Montessori Bilingual PCS

2019 School Quality Report

2018–19 Grades Measured: PK3 - 5



Points Earned Points Possible


Student Progress (35 points): Academic Improvement Over Time



Student Achievement (25 points): Approaching, Meeting, or Exceeding College and Career Ready Standards



Gateway (5 points): Outcomes in Key Subjects that Predict Future Educational Success (returning students)



School Environment (30 points): Predictors of Future Student Progress and Achievement



TOTAL SCORE 79.1

TIER 1

75.1 out of 95.0

Latin American Montessori Bilingual PCS

2019 School Quality Report

2018–19 Grades Measured: PK3 - 5



Points Earned

Points Possible

Additional Measures: Early Childhood Student Outcomes on School-Selected Assessments

PK Pre-Literacy: Bracken School Readiness Assessment

Percent of students who met or exceeded the publisher's expectations for growth or achievement at the end of the year



PK Math: Bracken School Readiness Assessment

Percent of students who met or exceeded the publisher's expectations for growth or achievement at the end of the year



K-2 Literacy: Indicadores Dinámicos del Éxito en la Lectura (IDEL)

Median percentile of student growth compared to national student performance



K-2 Math: Easy Curriculum-Based Measures (easyCBM)

Median percentile of student growth compared to national student performance

