




3025 4th Street NE
(202) 779-9740
www.leemontessori.org

Note from the School

Lee Montessori's Brookland campus is a Montessori school in DC serving children ages 3-12 in primary, lower elementary, and upper elementary classrooms. We use the student-centered Montessori method, an evidence-based approach to closing the opportunity gap, while reinforcing principles of equity and empathy among our staff, students, and families. In school year 2019-20, we opened a new campus in Ward 8's Anacostia neighborhood to serve students in grades PK3 and PK4, which will grow to 6th grade.

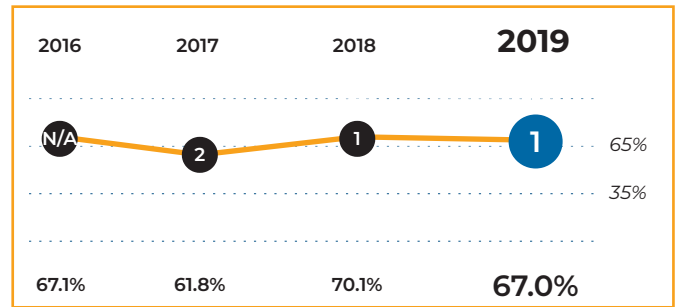
Lee Montessori PCS - Brookland



Tier Explanations

- 1 High Performing**
(65.0% - 100%)
- 2 Mid Performing**
(35.0% - 64.9%)
- 3 Low Performing**
(0.0% - 34.9%)

Tiers and Scores



School Profile (2019–20)

Board Chair
Bonnie Beste

Executive Director
Chris Pencikowski

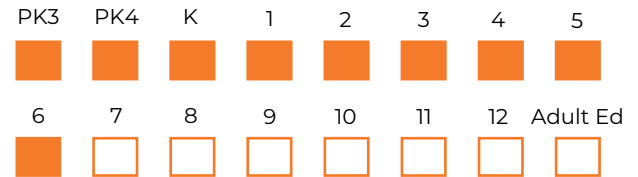
Head of School
Megan Hubbard

First School Year
2014-2015

Grades Served

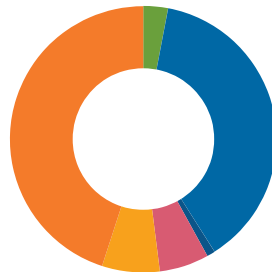
Current Grades
 Future Grades

Part of PK-6 network.



Student Demographics (2018–19)

Total Enrollment
210



American Indian/Alaskan	0.0%
Asian	3.3%
Black/African American	38.1%
Hawaiian/Pacific Islander	0.5%
Hispanic/Latino, any race	5.7%
Two or More Races	7.6%
White	44.8%

English Learner
0.5%

Special Education
21.4%

At-Risk
10.5%

Lee Montessori PCS - Brookland

2019 School Quality Report

2018–19 Grades Measured: PK3 - 5



Points Earned Points Possible

Student Progress (17.5 points): Academic Improvement Over Time

Growth on the state assessment in English Language Arts	76.0	8.75	8.75
Growth on the state assessment in mathematics	49.5	4.3	8.75

Student Achievement (25 points): Approaching, Meeting, or Exceeding College and Career Ready Standards

PARCC: English Language Arts Approaching College and Career Ready and Above	51.6	3.9	7.5
College and Career Ready	25.8	2.2	5.0
PARCC: Mathematics Approaching College and Career Ready and Above	46.7	3.5	7.5
College and Career Ready	26.7	2.1	5.0

Gateway (5 points): Outcomes in Key Subjects that Predict Future Educational Success (returning students)

3rd Grade English Language Arts College and Career Ready	16.7	1.4	5.0
8th Grade Mathematics College and Career Ready	61.6		

School Environment (30 points): Predictors of Future Student Progress and Achievement

Attendance In-seat attendance	95.1	9.0	9.0
Re-enrollment Percent of eligible students who re-enrolled	86.4	7.0	9.0
Teacher Interaction Observations: Classroom Assessment Scoring System (CLASS) Emotional Support	6.3	4.0	4.0
Classroom Organization	5.8	3.4	4.0
Instructional Support	3.2	2.4	4.0

TOTAL SCORE 67.0

TIER 1

51.95 out of 77.5

2018–19 Grades Measured: PK3 - 5



Points Earned Points Possible

Additional Measures: Early Childhood Student Outcomes on School-Selected Assessments

PK Pre-Literacy: Teaching Strategies GOLD

Percent of students who met or exceeded the publisher's expectations for growth or achievement at the end of the year



PK Math: Teaching Strategies GOLD

Percent of students who met or exceeded the publisher's expectations for growth or achievement at the end of the year



PK Social Emotional Learning: Teaching Strategies GOLD

Percent of students who met or exceeded the publisher's expectations for growth or achievement at the end of the year



K-2 Literacy: Developmental Reading Assessment (DRA) and NWEA MAP

Median percentile of student growth compared to national student performance



K-2 Math: NWEA Measures of Academic Progress (MAP)

Median percentile of student growth compared to national student performance

