



2120 13th Street NW  
(202) 387-9830  
www.mpcs-dc.org

## Note from the School

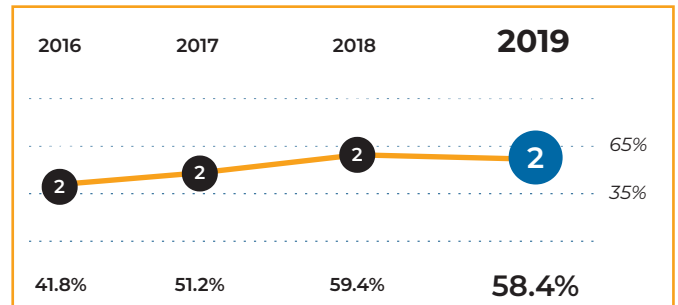
Meridian PCS is a nurturing and rigorous school serving students at all academic and developmental levels. Our child-centric school community celebrates student diversity and teaches foundational skills needed in an increasingly global society. Our curriculum encourages students to explore and develop their talents while taking them outside classrooms to learn about the community, city, nation, and world.

# Meridian PCS

## Tier Explanations

- 1 High Performing**  
(65.0% - 100%)
- 2 Mid Performing**  
(35.0% - 64.9%)
- 3 Low Performing**  
(0.0% - 34.9%)

## Tiers and Scores



## School Profile (2019–20)


**Board Chair**  
Edie Ashton


**Head of School**  
Matthew McCrea

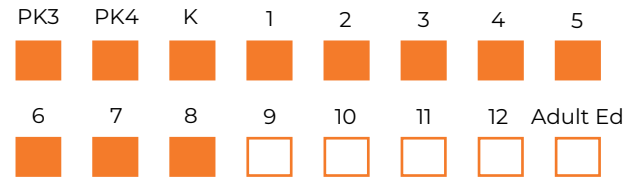
**Elementary School Principal**  
Ariel Weissburg

**First School Year**  
1999–2000

### Grades Served

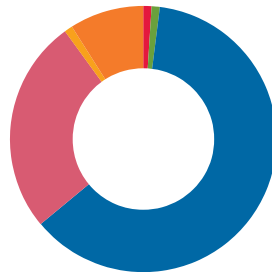
 Current Grades

 Future Grades



## Student Demographics (2018–19)

**Total Enrollment**  
642



	American Indian/Alaskan	0.3%
	Asian	0.9%
	Black/African American	64.0%
	Hawaiian/Pacific Islander	0.0%
	Hispanic/Latino, any race	25.9%
	Two or More Races	0.3%
	White	8.6%

**English Learner**  
29.8%

**Special Education**  
11.7%


**At-Risk**  
50.0%

2018–19 Grades Measured: PK3 - 8

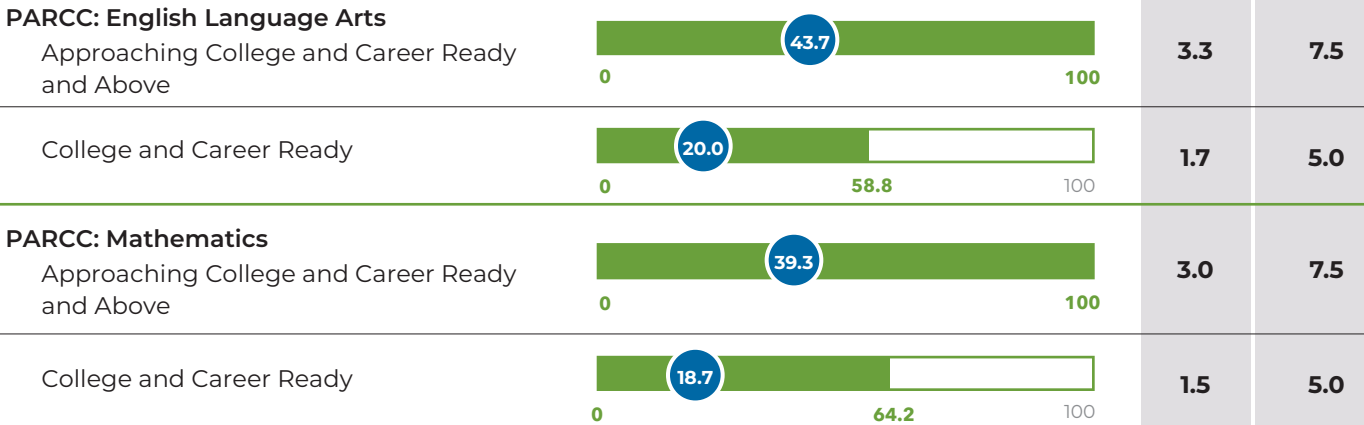


Points Earned Points Possible

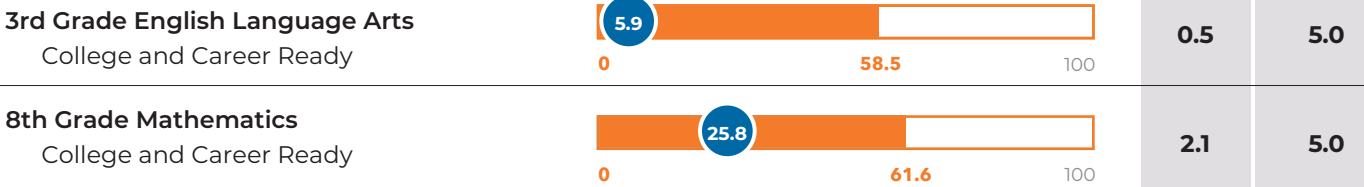
### Student Progress (35 points): Academic Improvement Over Time



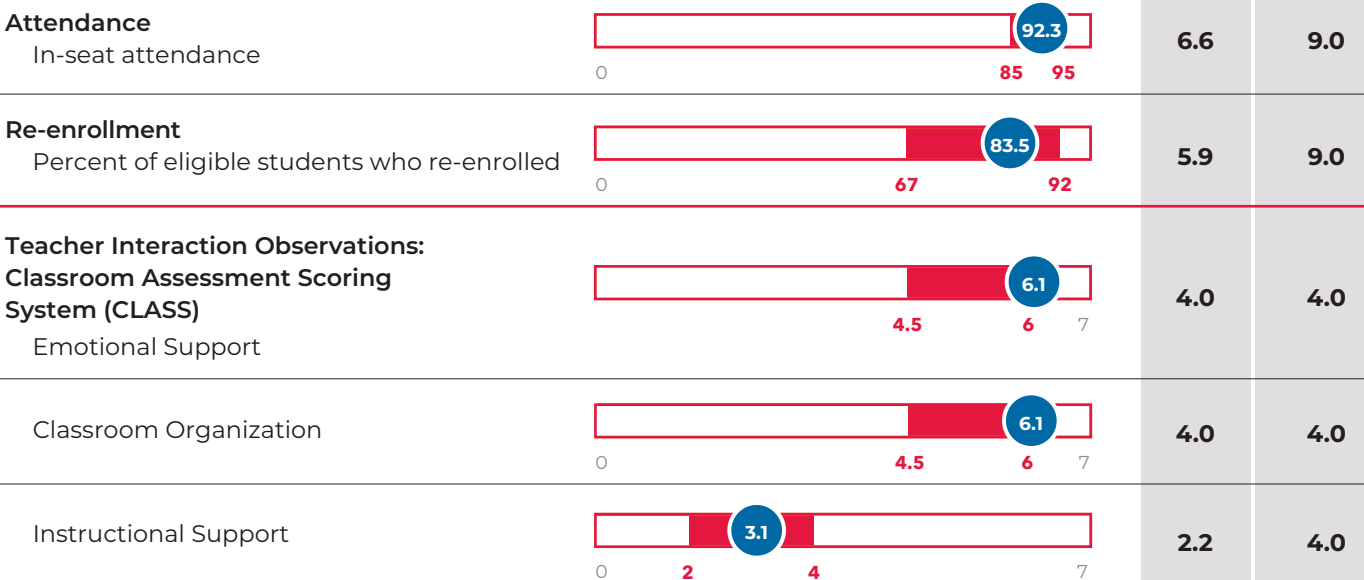
### Student Achievement (25 points): Approaching, Meeting, or Exceeding College and Career Ready Standards



### Gateway (10 points): Outcomes in Key Subjects that Predict Future Educational Success (returning students)



### School Environment (30 points): Predictors of Future Student Progress and Achievement



**TOTAL SCORE 58.4**

**TIER 2**

**58.4 out of 100**

2018–19 Grades Measured: PK3 - 8



Points Earned      Points Possible

## Additional Measures: Early Childhood Student Outcomes on School-Selected Assessments

### PK Pre-Literacy: Teaching Strategies GOLD

Percent of students who met or exceeded the publisher's expectations for growth or achievement at the end of the year



### PK Math: Teaching Strategies GOLD

Percent of students who met or exceeded the publisher's expectations for growth or achievement at the end of the year



### K-2 Literacy: NWEA Measures of Academic Progress (MAP)

Median percentile of student growth compared to national student performance



### K-2 Math: NWEA Measures of Academic Progress (MAP)

Median percentile of student growth compared to national student performance

