




30 P Street NW  
(202) 750-7060  
www.mundoverdepcs.org

## Note from the School

Mundo Verde fosters high levels of academic achievement among a diverse group of students by preparing them to be successful and compassionate global stewards of their communities. Mundo Verde is an EL Education, language immersion school where students learn in English and Spanish. Instruction in Pre-K and kindergarten is full Spanish immersion; in grades 1–5, 50 percent of the instruction is in Spanish.

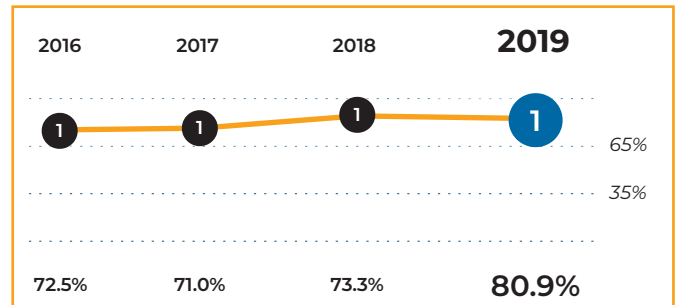
# Mundo Verde Bilingual PCS - J.F. Cook



## Tier Explanations

- 1 High Performing**  
(65.0% - 100%)
- 2 Mid Performing**  
(35.0% - 64.9%)
- 3 Low Performing**  
(0.0% - 34.9%)

## Tiers and Scores



## School Profile (2019–20)

**Board Chair**  
Corey Ealons

**Executive Director**  
Kristin Scotchmer

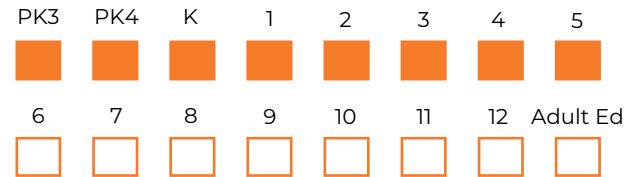
**Interim Principal &  
Chief School Officer**  
Dahlia Aguilar

**First School Year**  
2011-2012

### Grades Served

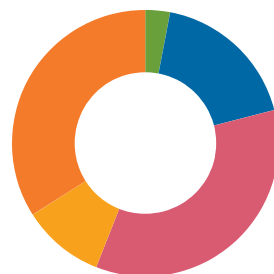
Current Grades
  Future Grades

Part of the PK-12 DCI network.



## Student Demographics (2018–19)

**Total Enrollment**  
594



American Indian/Alaskan	0.0%
Asian	2.5%
Black/African American	18.0%
Hawaiian/Pacific Islander	0.0%
Hispanic/Latino, any race	34.7%
Two or More Races	10.4%
White	34.3%

**English Learner**  
19.5%

**Special Education**  
14.0%

**At-Risk**  
12.5%

# Mundo Verde Bilingual PCS - J.F. Cook

2019 School Quality Report

2018–19 Grades Measured: PK3 - 5



Points Earned Points Possible


## Student Progress (35 points): Academic Improvement Over Time



## Student Achievement (25 points): Approaching, Meeting, or Exceeding College and Career Ready Standards



## Gateway (5 points): Outcomes in Key Subjects that Predict Future Educational Success (returning students)



## School Environment (30 points): Predictors of Future Student Progress and Achievement



**TOTAL SCORE 80.9**

**TIER 1**

**76.9 out of 95.0**

# Mundo Verde Bilingual PCS - J.F. Cook

2019 School Quality Report

2018–19 Grades Measured: PK3 - 5



Points Earned      Points Possible

## Additional Measures: Early Childhood Student Outcomes on School-Selected Assessments

### PK Pre-Literacy: Teaching Strategies GOLD

Percent of students who met or exceeded the publisher's expectations for growth or achievement at the end of the year



### PK Math: Teaching Strategies GOLD

Percent of students who met or exceeded the publisher's expectations for growth or achievement at the end of the year



### PK Social Emotional Learning: Teaching Strategies GOLD

Percent of students who met or exceeded the publisher's expectations for growth or achievement at the end of the year



### K-2 Literacy: Fountas & Pinnell Literacy

Median percentile of student growth compared to national student performance



### K-2 Math: Group Mathematics Assessment and Diag. Evaluation (GMADE)

Median percentile of student growth compared to national student performance



## Mission Specific Goals: Progress on programming unique to the school's mission

### Education for Sustainability Audit

Percent of points earned across the 15 domains of the Education for Sustainability assessment tool

