

4600 Livingston Road SE  
(202) 832-7737  
www.nationalprepdcc.org

## Note from the School

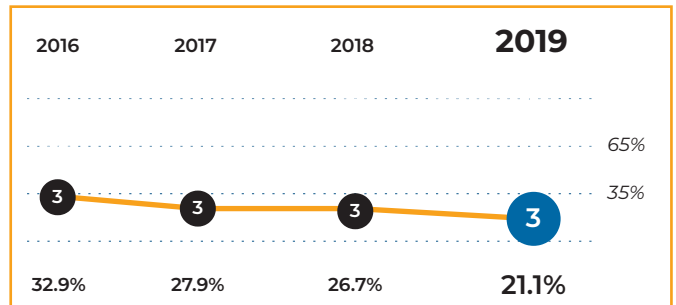
Over the past three years, National Prep improved some of its college and career readiness rates. We anticipated continued improvement, despite DC PCSB's decision to revoke our school's charter. The charter revocation decision had a considerable impact on the families we serve, and had an adverse effect on school climate. Families withdrew immediately after the revocation decision to secure their child's 2019-20 enrollment. This affected our mid-year withdrawal, re-enrollment, and 9th grade on-track rates. If not for this decision, we project the school's Performance Management Framework rates would have been higher.

# National Collegiate Preparatory PCHS

## Tier Explanations

- 1 High Performing**  
(65.0% - 100%)
- 2 Mid Performing**  
(35.0% - 64.9%)
- 3 Low Performing**  
(0.0% - 34.9%)

## Tiers and Scores



## School Profile (2019-20)


**Board Chair**  
Ty Johnson


**Founder & Chief Executive Officer**  
Jennifer Ross

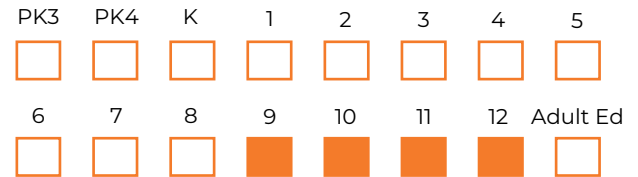
**Principal**  
Alicia Waldon

**First School Year**  
2009-2010

### Grades Served

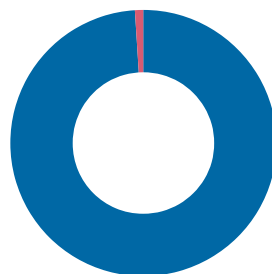
 Current Grades

 Future Grades



## Student Demographics (2018-19)

**Total Enrollment**  
250



American Indian/Alaskan	0.0%
Asian	0.0%
Black/African American	99.6%
Hawaiian/Pacific Islander	0.0%
Hispanic/Latino, any race	0.4%
Two or More Races	0.0%
White	0.0%

**English Learner**  
0.4%

**Special Education**  
18.8%

**At-Risk**  
74.4%

# National Collegiate Preparatory PCHS

2019 School Quality Report

2018–19 Grades Measured: 9 - 12



Points Earned Points Possible

## Student Progress (0 points): Academic Improvement Over Time



## Student Achievement (20 points): Approaching, Meeting, or Exceeding College and Career Ready Standards



0.5 5.0



1.8 5.0




0.0 5.0



0.7 5.0

## Gateway (42.5 points): Outcomes Aligned to College and Career Readiness



0.4 5.0



0.0 4.0



0.0 6.0



0.7 5.0



0.2 5.0



0.0 2.5



0.0 2.5



5.0 5.0



0.0 7.5

# National Collegiate Preparatory PCHS

2019 School Quality Report

2018–19 Grades Measured: 9 - 12



Points Earned Points Possible

## School Environment (22.5 points): Predictors of Future Student Progress and Achievement

**Attendance**  
In-seat attendance



8.6 12.5

**Re-enrollment**  
Percent of students eligible to re-enroll



0.0 10.0

**TOTAL SCORE 21.1<sup>^^</sup>**

**TIER 3**

**17.9 out of 85.0**

<sup>^</sup> Results with fewer than 10 students are not displayed.

<sup>\*</sup> Score of at least 850 on Evidence-based Reading and Writing and math combined.

<sup>\*\*</sup> Score of at least 890 on Evidence-based Reading and Writing and math combined on the SAT or a composite score of 16 on the ACT. SAT/ACT College and Career Ready Measures: A score of at least 480 Evidence-based Reading and Writing and a score of at least 530 on math. These benchmarks are from the College Board and align with students earning a C or higher in a related subject in their first semester of college.

<sup>^^</sup> National Collegiate Preparatory PCHS validated all but two measures on its 2018-19 School Quality Report: Four-Year Graduation Rate and Five-Year Graduation Rate. Furthermore, the school did not validate its overall score.