



2019

School Quality Report



WARD

6

770 M Street SE
(202) 388-1011
www.richardwrightpcs.org

Note from the School

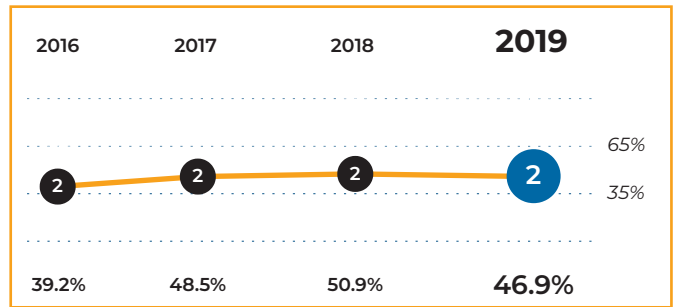
Richard Wright PCS fortifies its students with the resounding impact of education, transforming lives in a creative, engaging, and student-centered environment with a caring, qualified staff of professionals connecting them to the classics and modern languages to develop them for college and beyond. With its unique focus on journalism, media, creative, and performing arts, Richard Wright PCS offers many opportunities, both on and off campus, for students to thrive and achieve.

Richard Wright PCS for Journalism and Media Arts

Tier Explanations

- 1 High Performing**
(65.0% - 100%)
- 2 Mid Performing**
(35.0% - 64.9%)
- 3 Low Performing**
(0.0% - 34.9%)

Tiers and Scores



School Profile (2019-20)

Board Chair
Gregory Adams

Founder & Chief Executive Officer
Marco Clark, Ph.D.

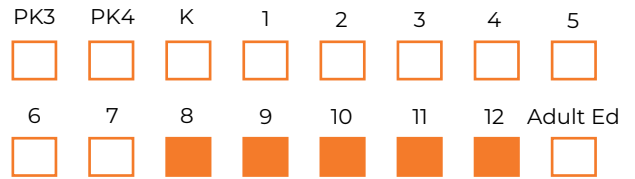
Principal
Michael Wilson

First School Year
2011-2012

Grades Served

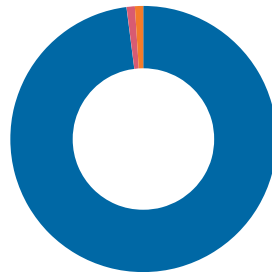
Current Grades

Future Grades



Student Demographics (2018-19)

Total Enrollment
299



- American Indian/Alaskan 0.0%
- Asian 0.0%
- Black/African American 98.0%
- Hawaiian/Pacific Islander 0.0%
- Hispanic/Latino, any race 1.3%
- Two or More Races 0.0%
- White 0.7%

- English Learner** 0.0%
- Special Education** 21.4%
- At-Risk** 62.5%

Richard Wright PCS for Journalism and Media Arts

2019 School Quality Report

2018–19 Grades Measured: 8 - 12



Points Earned Points Possible

Student Progress (15 points): Academic Improvement Over Time

Growth on the state assessment in English Language Arts



3.9 7.5

Growth on the state assessment in mathematics



3.9 7.5

Student Achievement (20 points): Approaching, Meeting, or Exceeding College and Career Ready Standards

PARCC: English Language Arts
Approaching College and Career Ready and Above



0.9 5.0

College and Career Ready



2.3 5.0

PARCC: Mathematics
Approaching College and Career Ready and Above



0.7 5.0

College and Career Ready



2.3 5.0

Gateway (42.5 points): Outcomes Aligned to College and Career Readiness

9th Grade on Track to Graduate



4.7 5.0

Four-Year Graduation Rate



2.8 4.0

Five-Year Graduation Rate



4.5 6.0

PSAT Performance (11th Grade)*



0.9 5.0

SAT/ACT Performance (12th Grade)**



1.3 5.0

SAT/ACT College and Career Ready:
English Language Arts



1.1 2.5

SAT/ACT College and Career Ready: Mathematics



0.1 2.5

College Acceptance Rate



5.0 5.0

Advanced Placement, International Baccalaureate, Dual Enrollment Achievement, and CTE Certificate Performance



0.0 7.5

Richard Wright PCS for Journalism and Media Arts

2019 School Quality Report

2018–19 Grades Measured: 8 - 12



Points Earned Points Possible

School Environment (22.5 points): Predictors of Future Student Progress and Achievement

Attendance
In-seat attendance



12.5 12.5

Re-enrollment
Percent of students eligible to re-enroll



0.0 10.0

TOTAL SCORE 46.9

TIER 2

46.9 out of **100**

* Score of at least 850 on Evidence-based Reading and Writing and math combined.

** Score of at least 890 on Evidence-based Reading and Writing and math combined on the SAT or a composite score of 16 on the ACT. SAT/ACT College and Career Ready Measures: A score of at least 480 Evidence-based Reading and Writing and a score of at least 530 on math. These benchmarks are from the College Board and align with students earning a C or higher in a related subject in their first semester of college.