


Note from the School

At Rocketship Public Schools, we believe every student deserves to dream, to discover, and to develop their unique potential. Our teachers, leaders, schools, and network unleash that potential every day. Our schools propel student achievement, develop exceptional educators, and partner with families who enable high-quality public schools to thrive in their community.

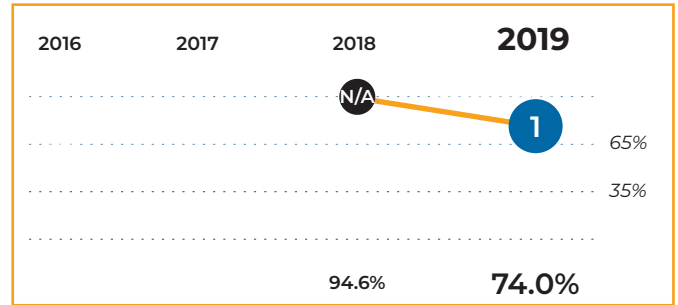
Rocketship PCS - Legacy Prep



Tier Explanations

- 1 High Performing**
(65.0% - 100%)
- 2 Mid Performing**
(35.0% - 64.9%)
- 3 Low Performing**
(0.0% - 34.9%)

Tiers and Scores



School Profile (2019–20)

Board Chair
Jolene Sloter

Regional Director
Joyanna Smith

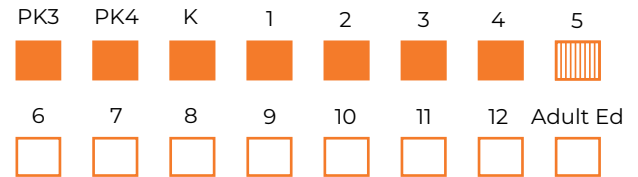
Principal
Michael Rabin

First School Year
2017-2018

Grades Served

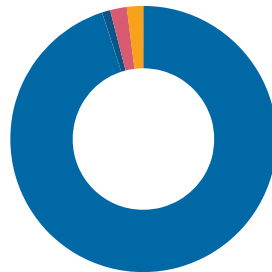
Current Grades
 Future Grades

Part of a PK-5 network.



Student Demographics (2018–19)

Total Enrollment
466



American Indian/Alaskan	0.0%
Asian	0.0%
Black/African American	96.6%
Hawaiian/Pacific Islander	0.4%
Hispanic/Latino, any race	1.5%
Two or More Races	1.5%
White	0.0%

English Learner
1.5%

Special Education
10.5%

At-Risk
70.6%

Rocketship PCS - Legacy Prep

2019 School Quality Report

2018–19 Grades Measured: PK3 - 3



Points Earned Points Possible

Student Progress (45 points): Academic Improvement Over Time

Growth on the school's NWEA MAP assessment in reading



20.3 22.5

Growth on the school's NWEA MAP assessment in mathematics



19.1 22.5

Student Achievement (20 points): Approaching, Meeting, or Exceeding College and Career Ready Standards

PARCC: English Language Arts
Approaching College and Career Ready and Above



3.2 6.0

College and Career Ready



2.6 4.0

PARCC: Mathematics
Approaching College and Career Ready and Above



3.7 6.0

College and Career Ready



2.3 4.0

Gateway (5 points): Outcomes in Key Subjects that Predict Returning Students' Future Educational Success

3rd Grade English Language Arts
College and Career Ready



2.8 5.0

8th Grade Mathematics
College and Career Ready



School Environment (30 points): Predictors of Future Student Progress and Achievement

Attendance
In-seat attendance



4.8 9.0

Re-enrollment
Percent of eligible students who re-enrolled



3.2 9.0

Teacher Interaction Observations:
Classroom Assessment Scoring System (CLASS)
Emotional Support



4.0 4.0

Classroom Organization



4.0 4.0

Instructional Support



4.0 4.0

TOTAL SCORE 74.0

TIER 1

74.0 out of **100**

Rocketship PCS - Legacy Prep

2019 School Quality Report

2018–19 Grades Measured: PK3 - 3



Points Earned Points Possible

Additional Measures: Early Childhood Student Outcomes on School-Selected Assessments

PK Pre-Literacy: Every Child Ready (ECR)

Percent of students who met or exceeded the publisher's expectations for growth by the end of the year



PK Math: Every Child Ready (ECR)

Percent of students who met or exceeded the publisher's expectations for growth by the end of the year



PK Social Emotional Learning: Positive Behavior Rating Scale (PBRs)

Percent of students who met or exceeded the publisher's expectations for growth by the end of the year

