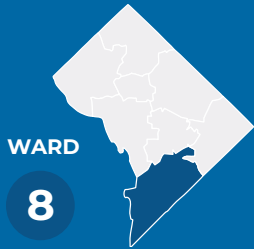




# 2019

School Quality Report



WARD

8

2335 Reynolds Place SE  
(202) 750-7177

[www.rocketshipschools.org/schools/rise-academy](http://www.rocketshipschools.org/schools/rise-academy)

## Note from the School

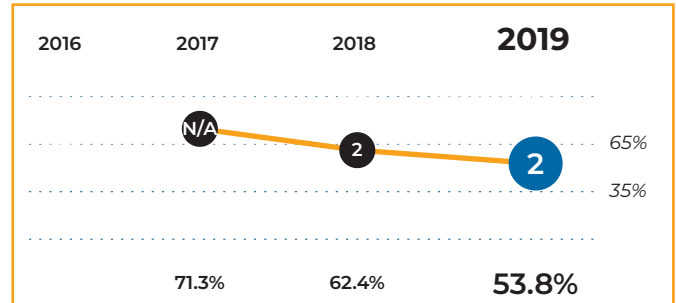
At Rocketship Public Schools, we believe every student deserves to dream, to discover, and to develop their unique potential. Our teachers, leaders, schools, and network unleash that potential every day. Our schools propel student achievement, develop exceptional educators, and partner with families who enable high-quality public schools to thrive in their community.

# Rocketship PCS - Rise Academy

## Tier Explanations

- 1 High Performing**  
(65.0% - 100%)
- 2 Mid Performing**  
(35.0% - 64.9%)
- 3 Low Performing**  
(0.0% - 34.9%)

## Tiers and Scores



## School Profile (2019–20)

### Board Chair

Jolene Slotter

### Regional Director

Joyanna Smith

### Principal

Corey Lewis

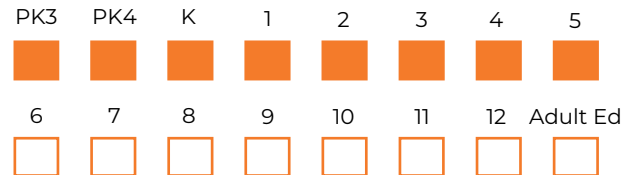
### First School Year

2016-2017

### Grades Served

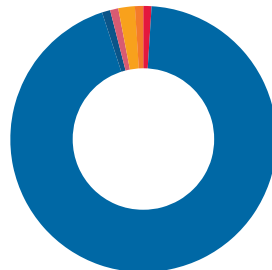


Part of a PK-5 network.



## Student Demographics (2018–19)

**Total Enrollment**  
618



American Indian/Alaskan	0.3%
Asian	0.0%
Black/African American	96.8%
Hawaiian/Pacific Islander	0.2%
Hispanic/Latino, any race	1.1%
Two or More Races	1.5%
White	0.2%

**English Learner**  
1.8%

**Special Education**  
15.0%

**At-Risk**  
79.1%

# Rocketship PCS - Rise Academy

## 2019 School Quality Report

2018–19 Grades Measured: PK3 - 4



Points  
Earned

Points  
Possible

### Student Progress (35 points): Academic Improvement Over Time

Growth on the state assessment in  
English Language Arts



6.1

8.75

Growth on the state assessment in  
mathematics



3.8

8.75

### Student Achievement (25 points): Approaching, Meeting, or Exceeding College and Career Ready Standards

PARCC: English Language Arts

Approaching College and Career Ready  
and Above



4.6

7.5

College and Career Ready



2.7

5.0

PARCC: Mathematics

Approaching College and Career Ready  
and Above



4.3

7.5

College and Career Ready



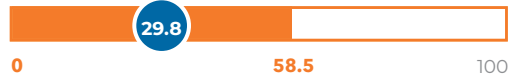
1.6

5.0

### Gateway (5 points): Outcomes in Key Subjects that Predict Future Educational Success (returning students)

3rd Grade English Language Arts

College and Career Ready



2.5

5.0

8th Grade Mathematics

College and Career Ready



### School Environment (30 points): Predictors of Future Student Progress and Achievement

Attendance

In-seat attendance



6.3

9.0

Re-enrollment

Percent of eligible students who re-enrolled



1.8

9.0

Teacher Interaction Observations:  
Classroom Assessment Scoring  
System (CLASS)

Emotional Support



3.0

4.0

Classroom Organization



2.6

4.0

Instructional Support



2.4

4.0

**TOTAL SCORE 53.8**

**TIER 2**

**41.7 out of 77.5**

# Rocketship PCS - Rise Academy

## 2019 School Quality Report

2018-19 Grades Measured: PK3 - 4



Points  
Earned

Points  
Possible

### Additional Measures: Early Childhood Student Outcomes on School-Selected Assessments

#### PK Pre-Literacy: Every Child Ready (ECR)

Percent of students who met or exceeded the publisher's expectations for growth or achievement at the end of the year



#### PK Math: Every Child Ready (ECR)

Percent of students who met or exceeded the publisher's expectations for growth or achievement at the end of the year



#### PK Social Emotional Learning: Positive Behavior Rating Scale (PBRs)

Percent of students who met or exceeded the publisher's expectations for growth or achievement at the end of the year



#### K-2 Literacy: NWEA Measures of Academic Progress (MAP)

Median percentile of student growth compared to national student performance



#### K-2 Math: NWEA Measures of Academic Progress (MAP)

Median percentile of student growth compared to national student performance

