



1240 Randolph Street NE
(202) 723-1467
www.shiningstarspcs.org

Note from the School

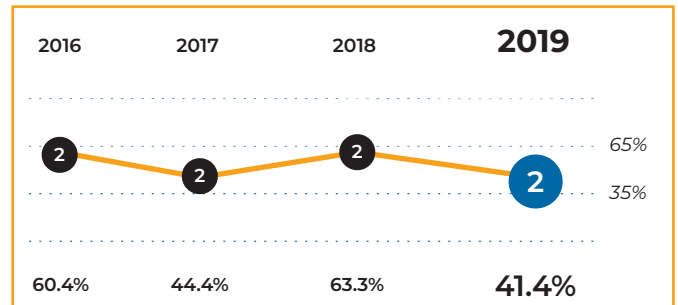
Shining Stars Montessori Academy PCS offers a quality education infused with culturally inclusive principles to guide children to develop self-assurance and a love of learning. Our learning environment has multi-aged classrooms, special Montessori materials, uninterrupted work cycles, integrated arts programming, dual language, and individual and small group learning opportunities. The program has challenging studies that inspire thorough, sustained engagement in work. We grow leaders who are critical thinkers and problem-solvers. We are committed to inclusion, diversity, and equity.

Shining Stars Montessori Academy PCS

Tier Explanations

- 1 High Performing**
(65.0% - 100%)
- 2 Mid Performing**
(35.0% - 64.9%)
- 3 Low Performing**
(0.0% - 34.9%)

Tiers and Scores



School Profile (2019–20)

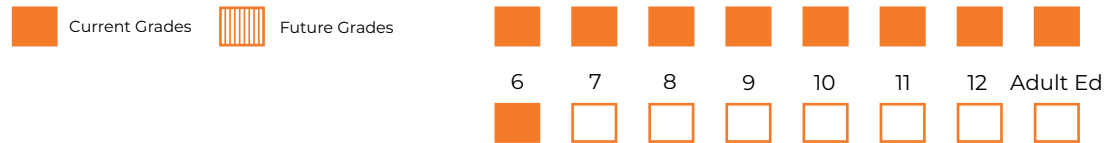
Board Chair
Anthony King

Executive Director
Regina Rodriguez

Principal
Gail Jenkins

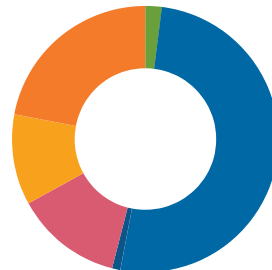
First School Year
2011-2012

Grades Served



Student Demographics (2018–19)

Total Enrollment
281



- American Indian/Alaskan 0.0%
- Asian 2.1%
- Black/African American 50.9%
- Hawaiian/Pacific Islander 1.1%
- Hispanic/Latino, any race 13.2%
- Two or More Races 11.0%
- White 21.7%

English Learner
17.1%

Special Education
9.6%

At-Risk
17.4%

Shining Stars Montessori Academy PCS

2019 School Quality Report

2018–19 Grades Measured: PK3 - 6

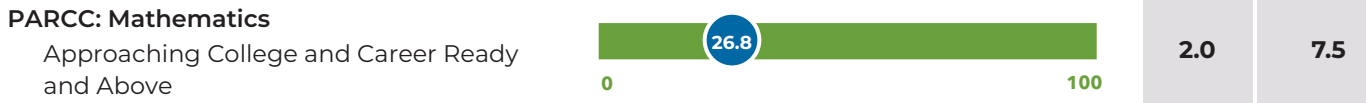


Points Earned Points Possible

Student Progress (35 points): Academic Improvement Over Time




Student Achievement (25 points): Approaching, Meeting, or Exceeding College and Career Ready Standards



Gateway (5 points): Outcomes in Key Subjects that Predict Future Educational Success (returning students)



School Environment (30 points): Predictors of Future Student Progress and Achievement



TOTAL SCORE 41.4

TIER 2

39.3 out of 95.0

Shining Stars Montessori Academy PCS

2019 School Quality Report

2018–19 Grades Measured: PK3 - 6



Points Earned Points Possible

Additional Measures: Early Childhood Student Outcomes on School-Selected Assessments

PK Pre-Literacy: Peabody Picture Vocabulary Test (PPVT)

Percent of students who met or exceeded the publisher's expectations for growth or achievement at the end of the year



PK Math: Test of Early Mathematics Ability (TEMA)

Percent of students who met or exceeded the publisher's expectations for growth or achievement at the end of the year



K-2 Literacy: NWEA Measures of Academic Progress (MAP)

Median percentile of student growth compared to national student performance



K-2 Math: NWEA Measures of Academic Progress (MAP)

Median percentile of student growth compared to national student performance

