



820 26th Street NE  
(202) 388-1360  
www.tworiverspcs.org

## Note from the School

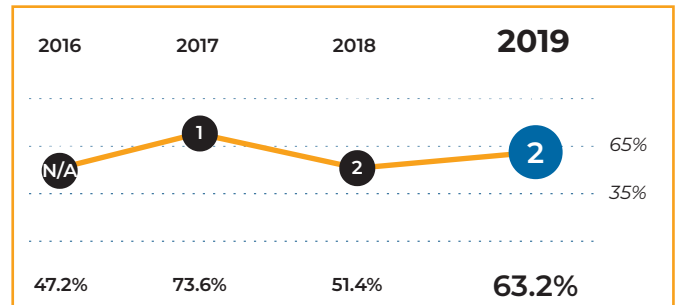
Two Rivers PCS helps students to become active participants in their own education, develop a sense of self and community, and be responsible members of society. Two Rivers' educational model emphasizes interactive, hands-on, project-based learning. The school focuses on the importance of character education and the social-emotional needs of children to help them achieve academic excellence. Two Rivers is a vibrant learning community with a dedicated staff and an engaged parent community.

# Two Rivers PCS - Young

## Tier Explanations

- 1 High Performing**  
(65.0% - 100%)
- 2 Mid Performing**  
(35.0% - 64.9%)
- 3 Low Performing**  
(0.0% - 34.9%)

## Tiers and Scores



## School Profile (2019–20)

### Board Chair

Clara Haskell  
Botstein

### Executive Director

Jessica Wodatch

### Principal

Chelsie Jones

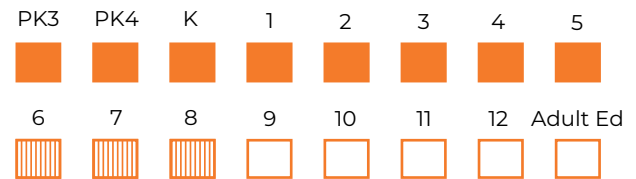
### First School Year

2015-2016

### Grades Served

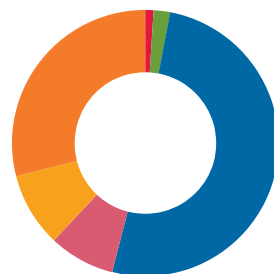
Current Grades
  Future Grades

Part of a PK-8 network.



## Student Demographics (2018–19)

**Total Enrollment**  
332



American Indian/Alaskan	0.3%
Asian	1.5%
Black/African American	52.1%
Hawaiian/Pacific Islander	0.0%
Hispanic/Latino, any race	7.8%
Two or More Races	9.0%
White	29.2%

**English Learner**  
2.7%

**Special Education**  
19.9%

**At-Risk**  
20.2%

# Two Rivers PCS - Young

## 2019 School Quality Report

2018–19 Grades Measured: PK3 - 4



Points Earned Points Possible


### Student Progress (17.5 points): Academic Improvement Over Time




### Student Achievement (25 points): Approaching, Meeting, or Exceeding College and Career Ready Standards



### Gateway (5 points): Outcomes in Key Subjects that Predict Future Educational Success (returning students)



### School Environment (30 points): Predictors of Future Student Progress and Achievement



**TOTAL SCORE 63.2**

**TIER 2**

**49.0 out of 77.5**

# Two Rivers PCS - Young

## 2019 School Quality Report

2018–19 Grades Measured: PK3 - 4



Points Earned

Points Possible

### Additional Measures: Early Childhood Student Outcomes on School-Selected Assessments

#### PK Pre-Literacy: CIRCLE Progress Monitoring

Percent of students who met or exceeded the publisher's expectations for growth or achievement at the end of the year



#### PK Math: CIRCLE Progress Monitoring

Percent of students who met or exceeded the publisher's expectations for growth or achievement at the end of the year



#### K-2 Literacy: NWEA Measures of Academic Progress (MAP) and mCLASS

Median percentile of student growth compared to national student performance



#### K-2 Math: NWEA Measures of Academic Progress (MAP) and mCLASS

Median percentile of student growth compared to national student performance

