




3220 16th Street NW
(202) 319-0141
www.youthbuildpcs.org

Note from the School

YouthBuild DC PCS is an alternative school that transforms students' lives and prepares them for postsecondary education and the workplace by offering academic, vocational, and workforce development programs in English and Spanish. We believe that community service is an essential part of the transformative process. Students serve their community through volunteer projects and by creating housing for low-income residents in the DC area.

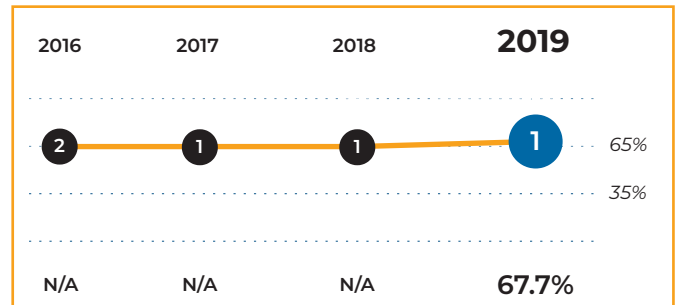
YouthBuild DC PCS



Tier Explanations

- 1 High Performing**
(65.0% - 100%)
- 2 Mid Performing**
(35.0% - 64.9%)
- 3 Low Performing**
(0.0% - 34.9%)

Tiers and Scores[^]



School Profile (2019–20)

Board Chair
Steve Lanning

Head of School
Jason Ellis

First School Year
2005-2006

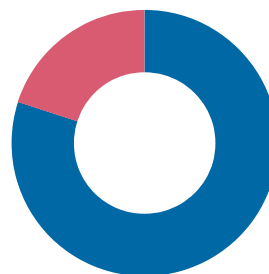
Ages Served
16 to 24

Diploma(s) Offered
English GED, Spanish GED

Programs Offered
Dual Enrollment,
Construction,
Computer Skills

Student Demographics (2018–19)

Total Enrollment
122



American Indian/Alaskan	0.0%
Asian	0.0%
Black/African American	79.5%
Hawaiian/Pacific Islander	0.0%
Hispanic/Latino, any race	20.5%
Two or More Races	0.0%
White	0.0%

2018-19 Grades Measured:
Adult Education



Points Earned Points Possible

Student Progress and Student Achievement (60 points):

Student Progress: Improvement of One or More National Reporting System (NRS) Levels

Educational Gains

Adult Basic Education (ABE)
101 students
78.3% of eligible ABE students were pre- and post-tested



21.3 36.7

English as a Second Language (ESL)
23 students
79.3% of eligible ESL students were pre- and post-tested



6.9 8.4

Student Achievement: GED or NEDP Attainment *

Earned Secondary Credential
13 students attempted a secondary diploma




8.5 14.9

GED Subject Test Achievement
69 GED subject tests taken,
Participation Rate: 86.3%



Earned High-Level Certification**



N/A N/A

College and Career Readiness (20 points): Employment and Postsecondary Outcomes

Entered Employment or Entered Post secondary
38 students responded to the survey, Response Rate: 52.8% ‡



16.3 20.0

Retained Employment or Entered Post secondary
14 students responded to the survey, Response Rate: 73.7% ‡



Leading Indicators (20 points): Predictors of Future Student Progress and Achievement

Attendance
In-seat attendance



3.0 7.5

Persistence
Percent of students who stay at an adult education school long enough to complete at least one cycle of instruction



11.7 12.5

TOTAL SCORE 67.7

TIER 1

67.7 out of 100

^ From school year 2014-15 through school year 2017-18, adult education (AE) schools could only earn a Tier. In 2018, DC PCSB adopted a scoring model for AE schools. School year 2018-19 is the first year in which AE schools can earn both a Tier and a Score.

* General Educational Development (GED) or National External Diploma Program (NEDP).

** A high-level certification is an industry-recognized career and technical education (CTE) certification that includes rigorous assessments and requirements and leads to higher wages in a high-demand field. This measure is displayed only for 2018-19.

‡ Percent of students the school successfully contacted via College and Career Readiness Surveys.