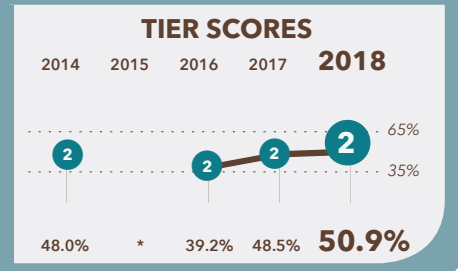


# Richard Wright PCS for Journalism and Media Arts

770 M Street SE  
Washington, DC 20003

202-388-1011  
www.richardwrightpcs.org



## School Profile (2018–19)

### Board Chair

Gregory Adams

### Founder & CEO

Marco Clark, Ph.D.

### Grades Served

Current Grades
  Future Grades

PK3
  PK4
  K
  1

2
  3
  4
  5

6
  7
  8
  9

10
  11
  12
  Adult Ed

### First School Year

2011-12

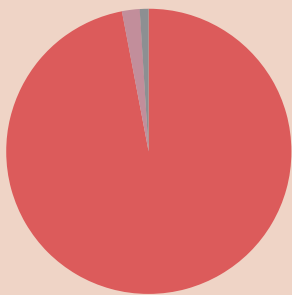
## Tier Explanations

- 1 High Performing**  
(65.0% – 100.0%)
- 2 Mid Performing**  
(35.0% – 64.9%)
- 3 Low Performing**  
(0.0% – 34.9%)

For schools serving grades PK-12, DC PCSB uses the **Performance Management Framework (PMF)** to assess school-wide academic performance. Schools are rated by tiers: **Tier 1** schools meet standards of high performance; **Tier 2** schools fall short of high performance standards but meet minimum overall performance standards; and **Tier 3** schools fall significantly short of high performance standards, showing inadequate performance. \* Due to the change in the state assessment, scores and tiers were not displayed in 2014-15.

## Student Demographics (2017–18)

**Total Enrollment**  
269



Asian	0.0%
Black Non-Hispanic	97.8%
Hispanic / Latino	1.9%
Native American / Alaska Native	0.0%
Pacific Islander / Native Hawaiian	0.0%
White Non-Hispanic	0.4%
Multiracial	0.0%

**English Language Learner**  
0.7%

**Economically Disadvantaged**  
>60%\*

**Special Education**  
19.7%

**At-Risk Population**  
64.7%

\* Community Eligible Schools serve at least 60% low-income students and offer free school meals to all students.

## A Note from the School

The mission of Richard Wright PCS for Journalism and Media Arts is to transform students in grades 8-12 into well-versed media contributors by providing a student-centered environment that connects them to the classics and modern languages, and a curriculum focused on strong writing skills and vocabulary.

# Richard Wright PCS for Journalism and Media Arts

## 2018 School Quality Report

(2017–18)

**Grades Measured: 8-12**



Points Earned  
out of  
Points Possible

Percent of  
Possible  
Points

### Student Progress (7.5 points): Academic Improvement Over Time

**Growth on the state assessment in English Language Arts**



**4.1** out of 7.5

**54.3%**

**Growth on the state assessment in Mathematics**



**0.0** out of 0.0

**N/A**

### Student Achievement (20 points): Approaching, Meeting, or Exceeding College and Career Ready Standards

**PARCC: English Language Arts**

Approaching College and Career Ready and Above



**1.4** out of 5.0

**28.1%**

College and Career Ready



**1.5** out of 5.0

**30.3%**

**PARCC: Mathematics**

Approaching College and Career Ready and Above



**0.5** out of 5.0

**9.4%**

College and Career Ready



**3.9** out of 5.0

**78.2%**

### Gateway (42.5 points): Outcomes that Predict College and Career Readiness

**9th Grade on Track to Graduate**



**5.0** out of 5.0

**100.0%**

**Graduation Rate**

Four-Year Graduation Rate (Prior Year)



**1.8** out of 4.0

**46.0%**

Five-Year Graduation Rate



**3.4** out of 6.0

**55.9%**

**PSAT Performance (11th grade)\***



**1.0** out of 5.0

**20.1%**

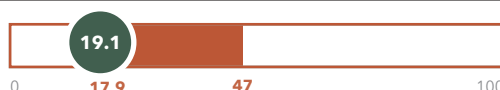
**SAT/ACT Performance (12th grade)\*\***



**2.3** out of 5.0

**45.1%**

SAT/ACT College and Career Ready: English Language Arts



**0.1** out of 2.5

**4.3%**

SAT/ACT College and Career Ready: Mathematics



**0.8** out of 2.5

**31.9%**

**College Acceptance Rate**



**5.0** out of 5.0

**100.0%**

**College Readiness: Advanced Placement/ International Baccalaureate/Dual Enrollment Achievement/CTE Certificate**



**0.0** out of 7.5

**0.0%**

# Richard Wright PCS for Journalism and Media Arts

## 2018 School Quality Report

(2017–18)

**Grades Measured: 8-12**




Points Earned  
out of  
Points Possible

Percent of  
Possible  
Points

### School Environment (22.5 points): Predictors of Future Student Progress and Achievement

#### Attendance

In-seat attendance



**12.5** out of 12.5

**100.0%**

#### Re-enrollment

Percent of students eligible to re-enroll



**3.8** out of 10.0

**38.4%**

**TOTAL SCORE**

**TIER 2**

**47.1** out of 92.5

**50.9%**

\* PSAT Performance: Score of at least 850 on Evidence-based Reading and Writing and math combined.

\*\* SAT/ACT Performance: Score of at least 890 on Evidence-based Reading and Writing and math combined on the SAT or a composite score of 16 on the ACT.

\*\*\* SAT/ACT College and Career Ready Measures: A score of at least 480 Evidence-based Reading and Writing and a score of at least 530 on math. These benchmarks are from the College Board and align with students earning a C or higher in a related subject in their first semester at college.