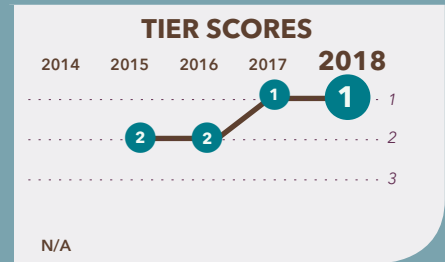


The Next Step/El Próximo Paso PCS

3047 15th Street NW
Washington, DC 20009

202-319-2249
www.nextsteppcs.org



School Profile (2018–19)

Board Chair

John Ingold

Executive Director

Jonathan Mathis, Ph.D.

Programs Offered

Day and evening classes

- ABE, English/Spanish
- GED, English/Spanish
- ESL

Principals

Arturo Martinez
Oscar Ramirez

First School Year

1998–99

Ages Served

Serves ages 16 to 24

Diplomas Offered

- English GED
- Spanish GED

Adult Education Tier Explanations

- 1 High Performing**
- 2 Mid Performing**
- 3 Low Performing**

For schools serving adult populations, DC PCSB uses the **Adult Education Performance Management Framework (PMF)** to assess school-wide academic performance.

Schools are rated by tiers:

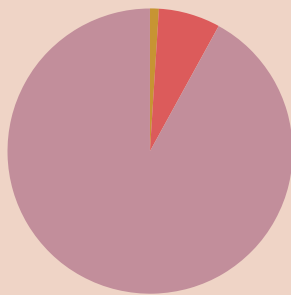
Tier 1 schools meet at least 65.0% in all categories.

Tier 2 schools meet at least 35.0% on 3 out of 4 categories and not less than 20.0% on the fourth category.

Tier 3 schools do not meet 35.0% in more than one category and less than 20.0% in one.

Student Demographics (2017–18)

Total Enrollment
418



Asian	1.0%
Black Non-Hispanic	6.9%
Hispanic / Latino	92.1%
Native American / Alaska Native	0.0%
Pacific Islander / Native Hawaiian	0.0%
White Non-Hispanic	0.0%
Multiracial	0.0%

A Note from the School

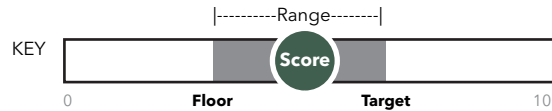
The mission of The Next Step/El Próximo Paso PCS is to provide students who face extraordinary challenges and who are not supported in traditional high schools with the opportunity to continue their education. The Next Step/El Próximo Paso is a bilingual, adult basic education, General Education Development (GED) and English as a Second Language (ESL) program serving students ages 16-24 with full-time day and part-time evening programs. The Next Step/El Próximo Paso offers a full academic program in English and Spanish with flexible pacing. Class sizes are small, and student support services are extensive. The Next Step/El Próximo Paso's curriculum is aligned with Common Core standards and uses individual learning plans, instructional technology, and tutors to accommodate a diverse student body. Students receive guidance to continue their education at community college and vocational programs, and in advanced English courses. Students are also actively engaged in credit-bearing college coursework through dual enrollment opportunities, both on college campuses and at The Next Step, simultaneous to their completion of ESL and GED coursework.

The Next Step/El Próximo Paso PCS

2018 School Quality Report

(2017–18)

Adult Education



Weighted Score

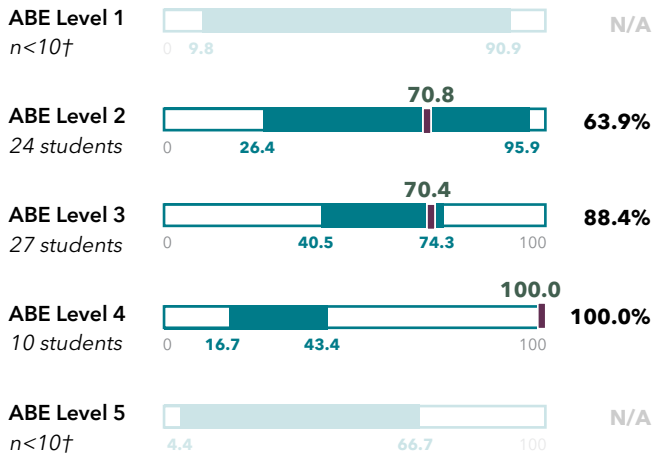
Student Progress: Improvement of One or More National Reporting System (NRS) Levels

65.8%

Adult Basic Education (ABE) Performance

Weighted ABE Score: 80.9%

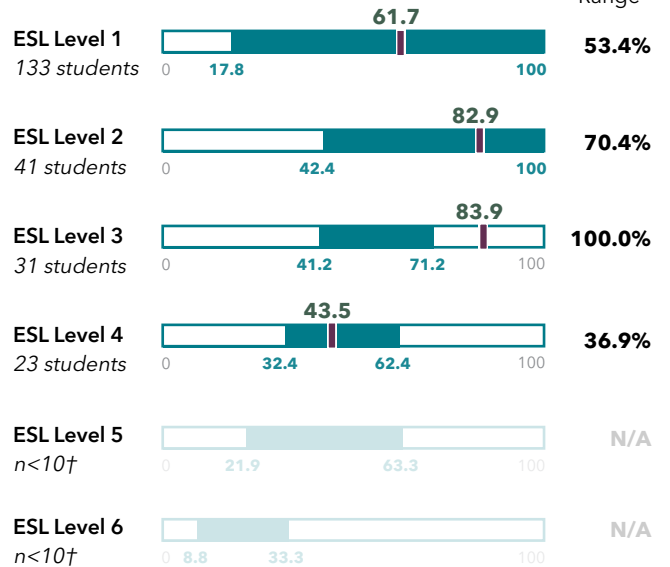
Percent of Range



English as a Second Language (ESL) Performance

Weighted ESL Score: 61.5%

Percent of Range




† Levels with results less than 10 students are not displayed but are still included in the final score.

71.0% of eligible ABE students were pre- and post-tested

72.3% of eligible ESL students were pre- and post-tested


Student Achievement: GED or NEDP Attainment *

71.5%



College and Career Readiness: Employment and Postsecondary Outcomes†

93.1%



Leading Indicators: Predictors of Future Student Progress and Achievement

83.5%



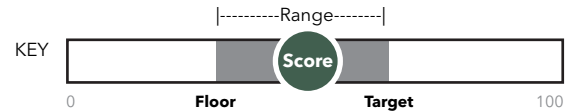
TIER 1

The Next Step/El Próximo Paso PCS

2018 School Quality Report

(2017–18)

Adult Education



Mission Specific Goals: Progress on programming unique to the school's mission

Reading

Percentage of students with pre- and post-test results on the TABE Español assessment who gain one or more grade levels in Reading on the TABE Español



Math

Percentage of students with pre- and post-test results on the TABE Español assessment who gain one or more grade levels in Mathematics on the TABE Español



* General Educational Development (GED) or National External Diploma Program (NEDP).

** A high level certification is an industry-recognized career and technical education (CTE) certification that includes rigorous assessments and requirements and leads to higher wages in a high-demand field. This measure is displayed only for 2017-18.

† 0.0 percent of exiting students are estimated to be out of the labor force and therefore not included in College and Career Readiness measures or response rates.

‡ Percent of students successfully contacted via Career and College Readiness Surveys by the school.