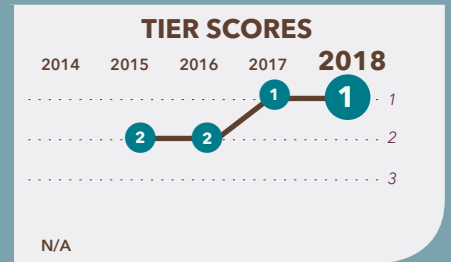


YouthBuild PCS

3220 16th Street NW
Washington, DC 20010

202-319-0141
www.youthbuildpcs.org



School Profile (2018–19)

Board Chair

Steve Lanning

Head of School

Jason Ellis

Programs Offered

Day classes

- Dual Enrollment
- Construction Education
- Computer Skills

Ages Served

Serves ages 16 to 24

First School Year

2005–06

Diplomas Offered

- English GED
- Spanish GED

Adult Education Tier Explanations

- 1 High Performing**
- 2 Mid Performing**
- 3 Low Performing**

For schools serving adult populations, DC PCSB uses the **Adult Education Performance Management Framework (PMF)** to assess school-wide academic performance.

Schools are rated by tiers:

Tier 1 schools meet at least 65.0% in all categories.

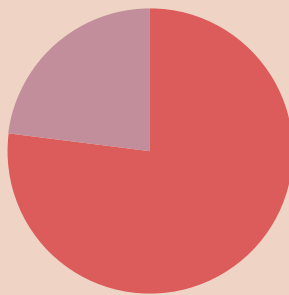
Tier 2 schools meet at least 35.0% on 3 out of 4 categories and not less than 20.0% on the fourth category.

Tier 3 schools do not meet 35.0% in more than one category and less than 20.0% in one.

Student Demographics (2017–18)

Total Enrollment

116



Asian	0.0%
Black Non-Hispanic	76.7%
Hispanic / Latino	23.3%
Native American / Alaska Native	0.0%
Pacific Islander / Native Hawaiian	0.0%
White Non-Hispanic	0.0%
Multiracial	0.0%

A Note from the School

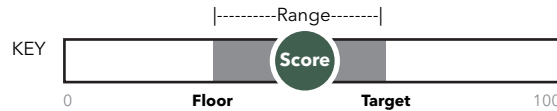
YouthBuild PCS is an alternative school for young adults ages 16-24. YouthBuild PCS seeks to transform students' lives by re-engaging them in education in a nontraditional school environment. YouthBuild PCS prepares students for postsecondary education and the workplace by offering academic, vocational, and workforce development programs in English and Spanish. YouthBuild PCS believes that service to the community is an essential part of the transformative process. Students serve their community through volunteer projects and by creating housing for low-income residents in the Washington, DC metropolitan area.

YouthBuild PCS

2018 School Quality Report

(2017–18)

Adult Education



Weighted Score

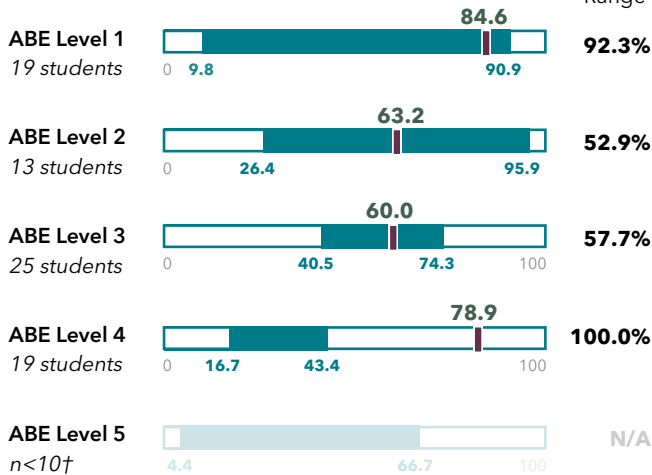
Student Progress: Improvement of One or More National Reporting System (NRS) Levels

73.7%

Adult Basic Education (ABE) Performance

Weighted ABE Score: 73.0%

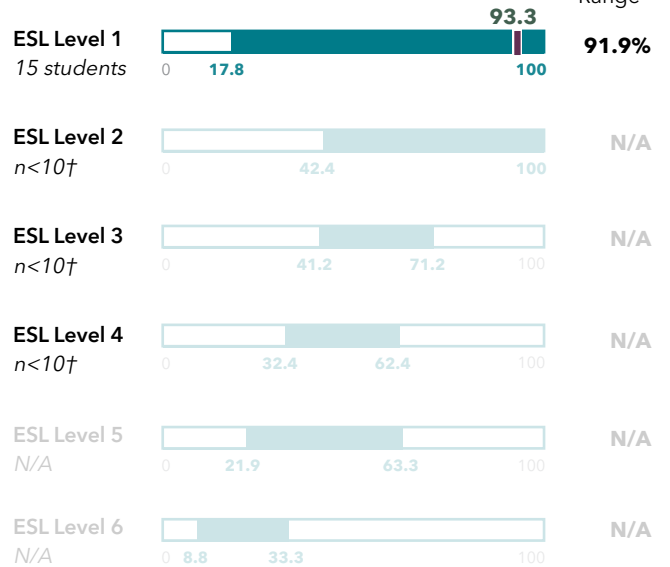
Percent of Range



English as a Second Language (ESL) Performance

Weighted ESL Score: 90.3%

Percent of Range



† Levels with results less than 10 students are not displayed but are still included in the final score.

70.6% of eligible ABE students were pre- and post-tested

84.0% of eligible ESL students were pre- and post-tested

Student Achievement: GED or NEDP Attainment *

73.6%

Obtained Secondary Credential

23 students attempted a secondary diploma



GED Subject Test Achievement

109 GED subject tests taken, Participation Rate: 83.6%



Earned High Level Certification**



College and Career Readiness: Employment and Postsecondary Outcomes†

100.0%

Entered Employment or Entered Post secondary

35 students responded to the survey, Response Rate: 68.6%†



Retained Employment or Entered Post secondary

20 students responded to the survey, Response Rate: 60.6%†



Leading Indicators: Predictors of Future Student Progress and Achievement

73.6%


Attendance

In-seat attendance



Retention

Percent of students who were enrolled at the school who took both an academic pre-test and post-test



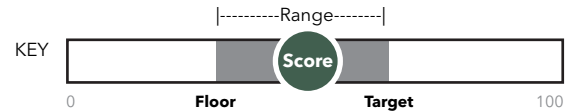
TIER 1

YouthBuild PCS

2018 School Quality Report

(2017–18)

Adult Education



Mission Specific Goals: Progress on programming unique to the school's mission

The school did not identify any mission-specific goals to be displayed on the PMF



* General Educational Development (GED) or National External Diploma Program (NEDP).

** A high level certification is an industry-recognized career and technical education (CTE) certification that includes rigorous assessments and requirements and leads to higher wages in a high-demand field. This measure is displayed only for 2017-18.

† 4.6 percent of exiting students are estimated to be out of the labor force and therefore not included in College and Career Readiness measures or response rates.

‡ Percent of students successfully contacted via Career and College Readiness Surveys by the school.