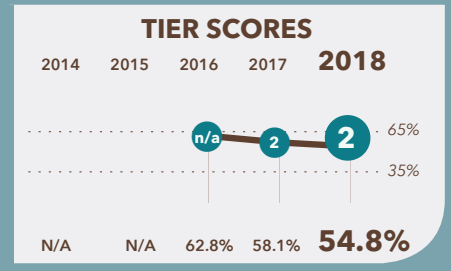


Friendship PCS - Online Academy

1351 Nicholson Street NW
Washington, DC 20011

202-281-1700
www.friendshipschools.org



School Profile (2018-19)

Board Chair

Donald L. Hense

CEO

Patricia Brantley

Grades Served

● Current Grades ● Future Grades

○ PK3 ○ PK4 ● K ● 1

● 2 ● 3 ● 4 ● 5

● 6 ● 7 ● 8 ○ 9

○ 10 ○ 11 ○ 12 ○ Adult Ed

Is part of a PK-12 network.

Principal

John Sloane

First School Year

2015-16

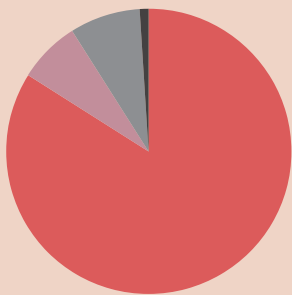
Tier Explanations

- 1 High Performing**
(65.0% – 100.0%)
- 2 Mid Performing**
(35.0% – 64.9%)
- 3 Low Performing**
(0.0% – 34.9%)

For schools serving grades PK-12, DC PCSB uses the **Performance Management Framework (PMF)** to assess school-wide academic performance. Schools are rated by tiers: **Tier 1** schools meet standards of high performance; **Tier 2** schools fall short of high performance standards but meet minimum overall performance standards; and **Tier 3** schools fall significantly short of high performance standards, showing inadequate performance.

Student Demographics (2017-18)

Total Enrollment
180



Asian	0.0%
Black Non-Hispanic	84.4%
Hispanic / Latino	6.7%
Native American / Alaska Native	0.0%
Pacific Islander / Native Hawaiian	0.0%
White Non-Hispanic	7.8%
Multiracial	1.1%

English Language Learner
1.7%

Economically Disadvantaged
>60%*

Special Education
16.7%

At-Risk Population
48.9%

* Community Eligible Schools serve at least 60% low-income students and offer free school meals to all students.

A Note from the School

Friendship PCS's mission is to provide a world-class education that motivates students to achieve high academic standards, enjoy learning, and develop as ethical, literate, well-rounded, and self-sufficient citizens who contribute actively to their communities. Friendship Online, managed by K12, is the only virtual learning K-8 public charter school in DC and is a recognized leader in online education. The virtual learning platform allows students to learn rigorous standards-based academic content at their own pace. Online students meet face-to-face with teachers as needed for enrichment and support and have access to all the rich resources and extracurricular activities offered to students at our physical campuses.

Friendship PCS - Online Academy

2018 School Quality Report

(2017-18)

Grades Measured: K-8



Points Earned
out of
Points Possible

Percent of
Possible
Points

Student Progress (40 points): Academic Improvement Over Time

Growth on the state assessment in
English Language Arts



9.2 out of 20.0

45.8%

Growth on the state assessment in
mathematics



10.1 out of 20.0

50.6%

Student Achievement (30 points): Approaching, Meeting, or Exceeding College and Career Ready Standards

PARCC: English Language Arts

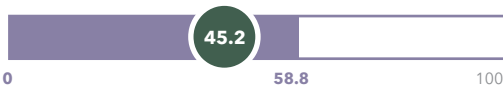
Approaching College and
Career Ready and Above



6.3 out of 9.0

69.6%

College and Career Ready



4.6 out of 6.0

76.9%

PARCC: Mathematics

Approaching College and
Career Ready and Above



5.3 out of 9.0

59.1%

College and Career Ready



2.3 out of 6.0

37.9%

Gateway (10 points): Outcomes in Key Subjects that Predict Future Educational Success (returning students)

3rd Grade English Language Arts

College and Career Ready



4.3 out of 10.0

85.5%

8th Grade Mathematics*

College and Career Ready



0.0 out of 0.0

N/A

School Environment (20 points): Predictors of Future Student Progress and Achievement

Attendance

In-seat attendance



10.0 out of 10.0

100.0%

Re-enrollment

Percent of students eligible to re-enroll



0.0 out of 10.0

0.0%

TOTAL SCORE

TIER 2

52.1 out of 100

54.8%

* Results with fewer than 10 students are not displayed.

Additional Measures: Early Childhood Student Outcomes on School-Selected Assessments

K-2 Reading: NWEA Measures of Academic Progress (MAP)

Median percentile of student growth compared
to national student performance



K-2 Math: NWEA Measures of Academic Progress (MAP)

Median percentile of student growth compared
to national student performance



For a more detailed explanation of the categories, see our technical guide.